



# MGA

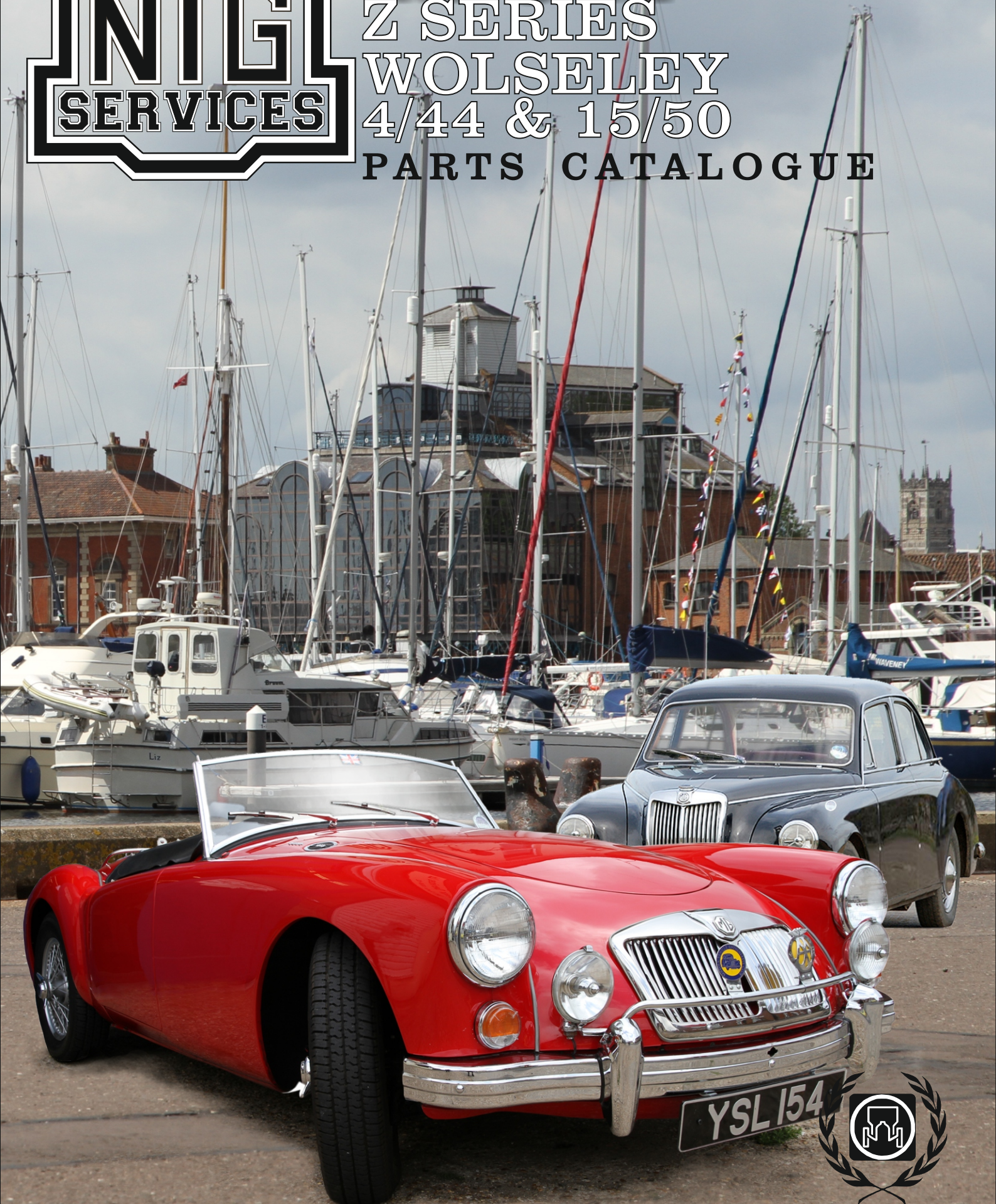
## Z SERIES

## WOLSELEY

## 4/44 & 15/50

## PARTS CATALOGUE

CUSTOMER NUMBER



[www.mgbits.com](http://www.mgbits.com)



British Motor  
Heritage Approved





Parts for TA to TF 1936-55, YA YB YT, MGA & Magnette.  
Secure online shopping at: [www.mgbits.com](http://www.mgbits.com) or by phone.  
Worldwide shipping. Free CD ROM catalogue on request



Mike (with TD) & Paul (with MGA) outside our Ipswich premises

### NTG - A Brief History

NTG was founded in the late summer of 1966 when Barry Naunton, Clive Tanner and Mike Green all MG T type owners were offered a partly dismantled MG TA for the princely sum of £15. The car was purchased and dismantled with some parts being used on their own vehicles and the rest advertised for sale. Quite quickly these parts went to other enthusiasts and the funds used to purchase further derelict MGs creating a part time business for them. Several customers started requesting new spares also, so a few new items were added from local sources or commissioned for small production runs and the first catalogue list was created. In 1969 Clive moved away from the area and sold his shares to Dick Bird, Mikes brother in law, who organised the book keeping and accounting as well as researching and sourcing many new parts to add to the inventory. The first illustrated catalogue for the T & Y Series was launched in 1970 with a further catalogue for the MGA & Z Series added in 1974.

Our world wide reputation was recognised by British Leyland when we were invited to become founder members of British Motor Heritage. This organisation is the classic car industry watchdog and membership has given us access to original workshop drawings for the manufacture of many new parts.

Paul Banyard joined the company in 1985 bringing computer and stores experience helping us move forward with our online shopping websites and computerised stock control systems.

Our website [www.mgbits.com](http://www.mgbits.com) contain many photographs of our parts with fitting instructions and snippets of relevant information and secure online purchasing. We even have an online 'Live Support' message system which has proved invaluable to many a visitor.

Mike and Paul now run the business as co-directors with the valued assistance of our telephone and online sales staff, book keeper and packing staff. Visitors to our shop premises in Ipswich are always made most welcome and we will do our utmost to continue to offer a top service to one and all!

**NTG Motor Services Ltd 282-284 Bramford Road Ipswich IP1 4AY**  
**Tel: +44(0)1473 406031/2 Fax: +44(0)1473 742087**  
**[sales@mgbits.com](mailto:sales@mgbits.com)**

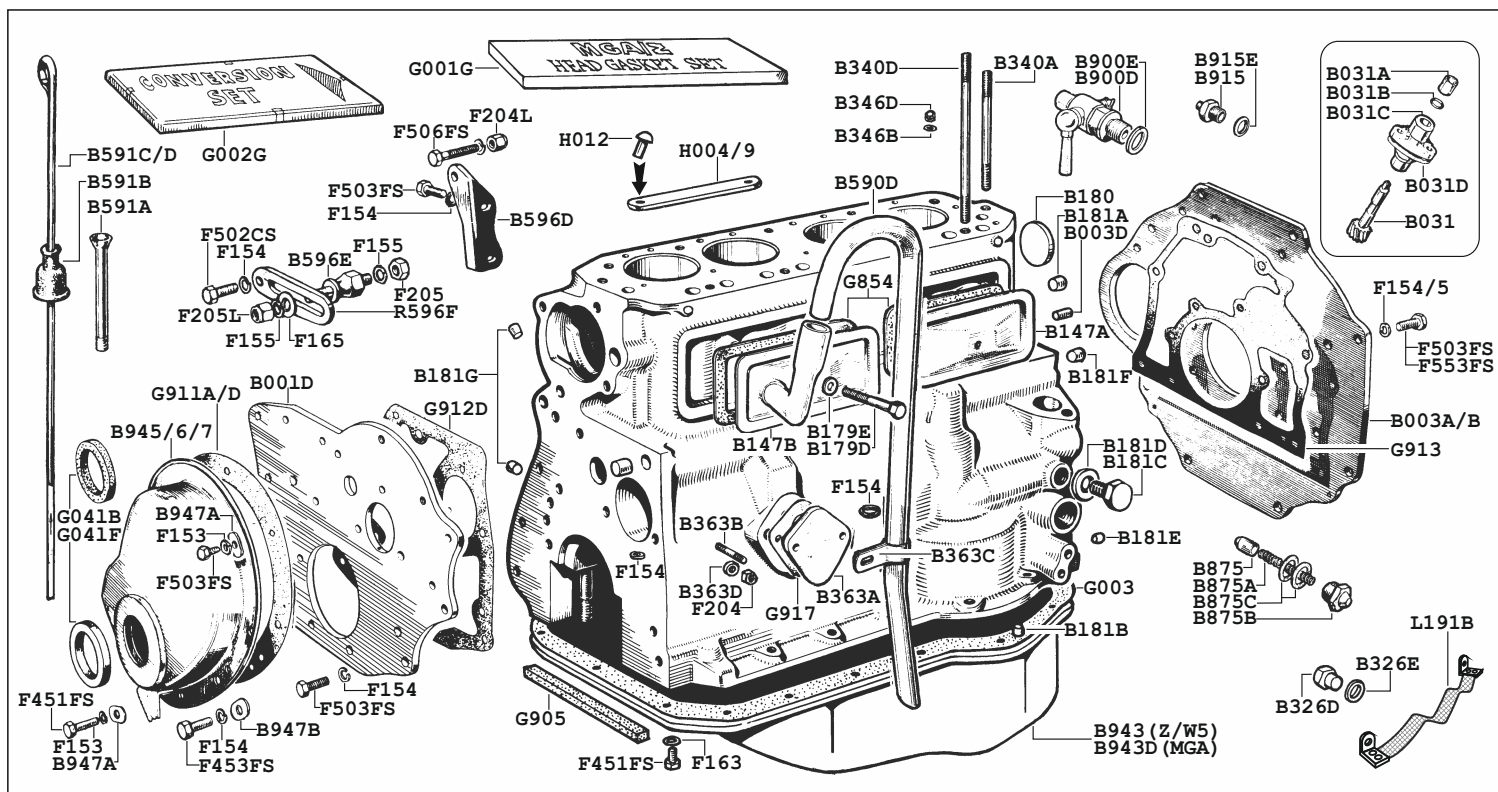
**British Motor Heritage Approved - founded 1966**





12	Air Cleaners & Carb Controls
36	Body MGA
37	Body MGA
48	Bodyshell ZA/ZB
34	Body Mounting, Floorboards Etc MGA
39	Bonnet Fittings
18	Brakes
19	Brakes (cont)
21	Brakes Wolseley 4/44 & 15/50
10	Carburettors
47	Carpets MGA
38	Chrome & Body Sundries MGA
49	Chrome and Body Sundries ZA/ZB
13	Clutch
6	Cylinder Head
28	Dashboard MGA
29	Dashboard & Other Switches ZA/ZB
53	Door Hardware Etc W4/5 & Z/W
52	Door Seals & Related Items ZA/ZB, W4/W5
41	Doors MGA
2	Engine - General
3	Engine - General
4	Engine - Internal
5	Engine - Internal
32	Electrical - General
33	Electrics - General
17	Exhaust Systems
22	Front Suspension MGA
23	Front Suspension Z Midget, Wolseley 4/44 & 15/50
11	Fuel Tanks & Pumps
14	Gearbox
20	Handbrakes
9	Heater
30	Headlamps
45	Interior Panel Kits & Sundries MGA
48	Interior Sundries & Cockpit Cappings MGA
44	Interior Trim - Seats MGA
51	Interior ZA/ZB + W4/44 & W15/50
31	Lighting
7	Manifolds / Engine - Gearbox Mounts
54	MGA Twin Cam Parts + Miscellaneous & Special Items
55	Miscellaneous
8	Radiator, Shell & Cooling System
16	Rear Axle & Propshaft
24	Rear Spring MGA, ZA, ZB, Wolseley 4/44 & 15/50
40	Rear Body & Fittings
35	Repair Sections - Body MGA
42	Side Screens
25	Steering
50	Upholstery - ZA, ZB, W4/44 & 15/50
43	Weather Equipment, Tonneaux, Hoods Etc
26	Wheels & Hubs
27	Windscreens, Seals & Fittings
15	5 Speed Conversion Kit MGA, Midget ZA/ZB & Wolseley 15/50





Weight of engine approx 163kg

Abbreviation: W5 = Wolseley 15/50.  
AR = As Required

FRONT/REAR PLATES ETC.	QTY
B001D Front mount plate	1
B003A Rear plate-1500 low starter	1
B003B Rear plate-1600+ZA/ZB/W5 (& MGA 1500 with high mounted starter)	1
B003D Pin-rear plate to block	2

#### FIXINGS:

F154 Spring washer-5/16"	AR
F155 Spring washer-3/8"	AR
F503FS Screw 5/16" X 3/4"AR	
F553FS Screw-rear plate 3/8"X3/4"	AR
F204L Nut-self locking 5/16"	AR

#### TACHOMETER DRIVE

B031 Pinion-tachometer drive	1
B031A Seal-tachometer drive	1
B031B Locating ring-tacho drive	1
B031C Housing-tachometer pinion	1
B031D Gasket-tacho drive housing	1

#### CYLINDER BLOCK FITTINGS

B147B Side cover-front (with pipe)	1
<i>Early cars used a straight pipe and different front sideplate. The design was changed to the type shown, owing to leakage. The early version is not available.</i>	
B147A Side cover-rear (plain)	1
B170 Camshaft bearing set	1
B179D Bolt for side covers	2
B179E Fibre washer-side covers	2
B180 Core plug cylinder block	4
B181A Plug-oil gallery	3
B181B Plug-crankcase oil hole	2
B181C Plug-transverse oil hole	1
B181D Washer-transverse plug	1
B181E Plug-under relief valve	2
B181F Plug-oil gallery	3
B181G Plug-tensioner feed & filter	2

B326D Drain plug-sump	1
B326E Washer-sump plug	1
B340A Stud-cylinder head-short	7
B340D Stud-cylinder head-long	4
B346D Nut-cylinder head	11
B346B Washer-cylinder head nut	11
B363A Blank plate-to eng 15GB51767	1
B363B Stud-blanking plate/clip	2/1
B363C Clip-breather pipe	1
B363D Spacer-brthr pipe 15GD101 on	1
B590D Breather pipe-curved	1

#### FIXINGS:

F154 Spring washer 5/16"-pipe clip	2
F204 Nut-5/16" UNF-pipe clip	2

#### DYNAMO MOUNTINGS

B596D Bracket-dynamo rear	1
B596E Pillar-dynamo adjuster	1
R596F Adjuster link-dynamo	1
B596G Screw-link/dynamo 5/16" UNC	1

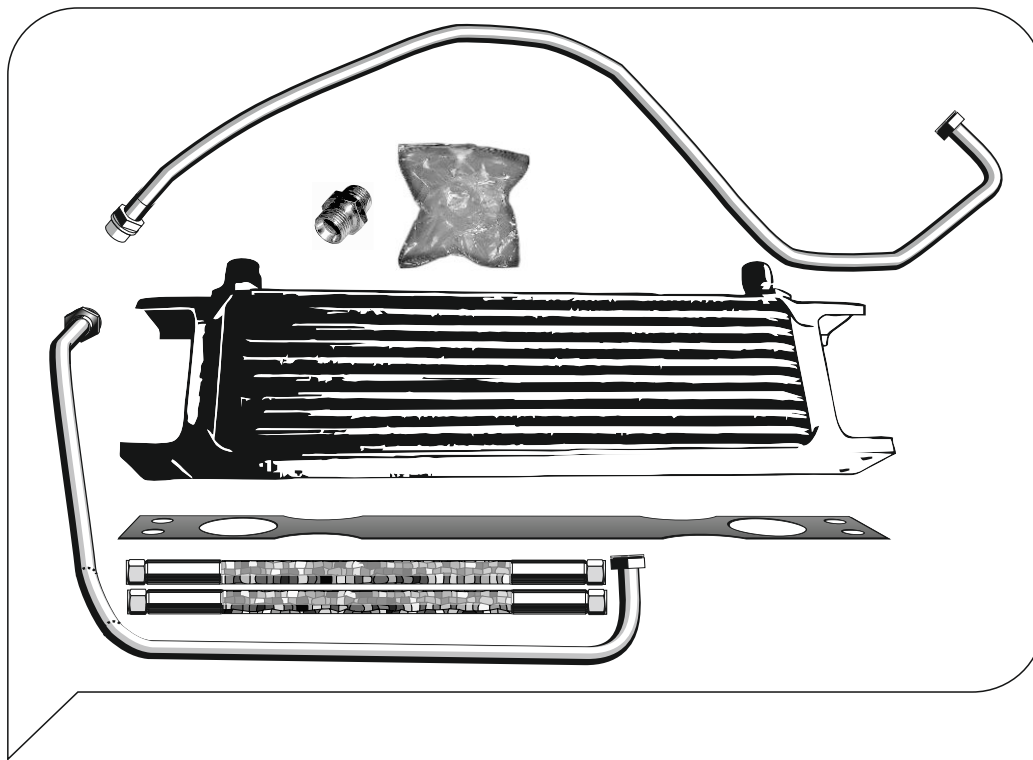
#### FIXINGS:

P154 Spring washer 5/16"	3
P155 Spring washer 3/8"-adj pillar	2
F165 Plain washer 3/8"-adj pillar	1
F204L Locknut 5/16"-dynamo pivot	1
F205 Nut-3/8" UNF-adjuster pillar	1
F205L Locknut-3/8" UNF adjr pillar	1
F503FS Bolt-dynamo bracket	2
F502CS Screw-5/16"UNC-dyn to bracket	1

#### IDENTIFICATION PLATES

H004 Eng plate "BP15GB" MGA 1500	1
H005 Eng plate "15GB-U-H" MGA 1500	1
H006 Eng plate "15GD-U-H" MGA 1500	1
H007 Eng plate "16GB-U-H" TWIN CAM	1
H008 Eng plate "16GA-U-H" MGA 1600	1
H009 Eng plate "16GC-U-H" 1622	1
H012 Drive rivet for engine plate	2





B154

## OIL SYSTEM & WATER DRAIN TAP QTY

B154	MGA Oil cooler kit	
B591A	Guide tube-engine dipstick	1
B591B	Rubber dust cap-dipstick MGA	1
B591C	Dipstick-straight (early) (15/1600 to eng. 16GAH9648)	1
B591D	Dipstick-cranked (late) (1600/1622 eng. 16GAH9649 on)	1
B875	Relief valve-oil pressure	1
B875A	Spring-relief valve	1
B875B	Cap nut-relief valve	1
B875C	Washer-relief valve cap nut	2
B900D	Drain tap-cylinder block	1
B900E	Washer-drain tap	1
B915	Union-oil gauge pipe	1
B915E	Washer-oil gauge union	1
B943D	Sump-engine oil MGA	1
B943	Sump-engine oil ZA/ZB/W5	1

## FIXINGS

F153	Spring washer-sump	19
F163	Plain washer-sump	19
F451FS	Screw-sump to block	19

## TIMING CHAIN COVER

B945	Timing cover 1500 to GB2581	
B946	Timing cover GB259 to Gc8262	1
B947	Timing cover-late oil seal	1
B947A	Oval washer-timing cover 1/4"	5
B947B	Oval washer-t/cover 5/16"	4

## FIXINGS

F153	Spring washer T/Cover 1/4"	5
F154	Spring washer T/Cover 5/16"	4
F451FS	Screw-tim/covr-1/4" UNF X 1/2"	3
F453FS	Screw-t/cover-lower	2
F503FS	Set screw-timing cover/block	4

## COMPLETE GASKET SETS

G001G	Head gasket set	1
G002G	Bottom end (conversion) set	1

NOTE: G001G & G002G make complete engine set.

## COMPLETE RECONDITIONED ENGINES

Overhauled to British Motor Heritage standards, these are supplied on an exchange basis. Please telephone if you need more information.

B498AX	Engine ZA exchange	1
B498BX	Engine ZB exchange	1
B498CX	Engine W15/50 exchange	1
B500AX	Engine MGA 1500 exchange	1
B500BX	Engine MGA 1600 exchange	1
B500CX	Engine MGA 1622 exchange	1

## GASKETS & SEALS

G003D	Sump gasket ALL	1
G041B	Felt seal-timing cover	1
G041F	Lip seal-T/Cov-late 1622 only	1
G854	Gasket-side cover ALL	2
G905D	Cork seal-main bearing cap	2
G911A	Gasket-T/Cov-early 1500/ZA/W5 (Engines with rubber ring tensioner)	1
G911D	Gasket-timing cover	1
G912D	Gasket-front mount plate	1
G913	Gasket-rear engine plate	1
G917	Gasket-blanking plate	1

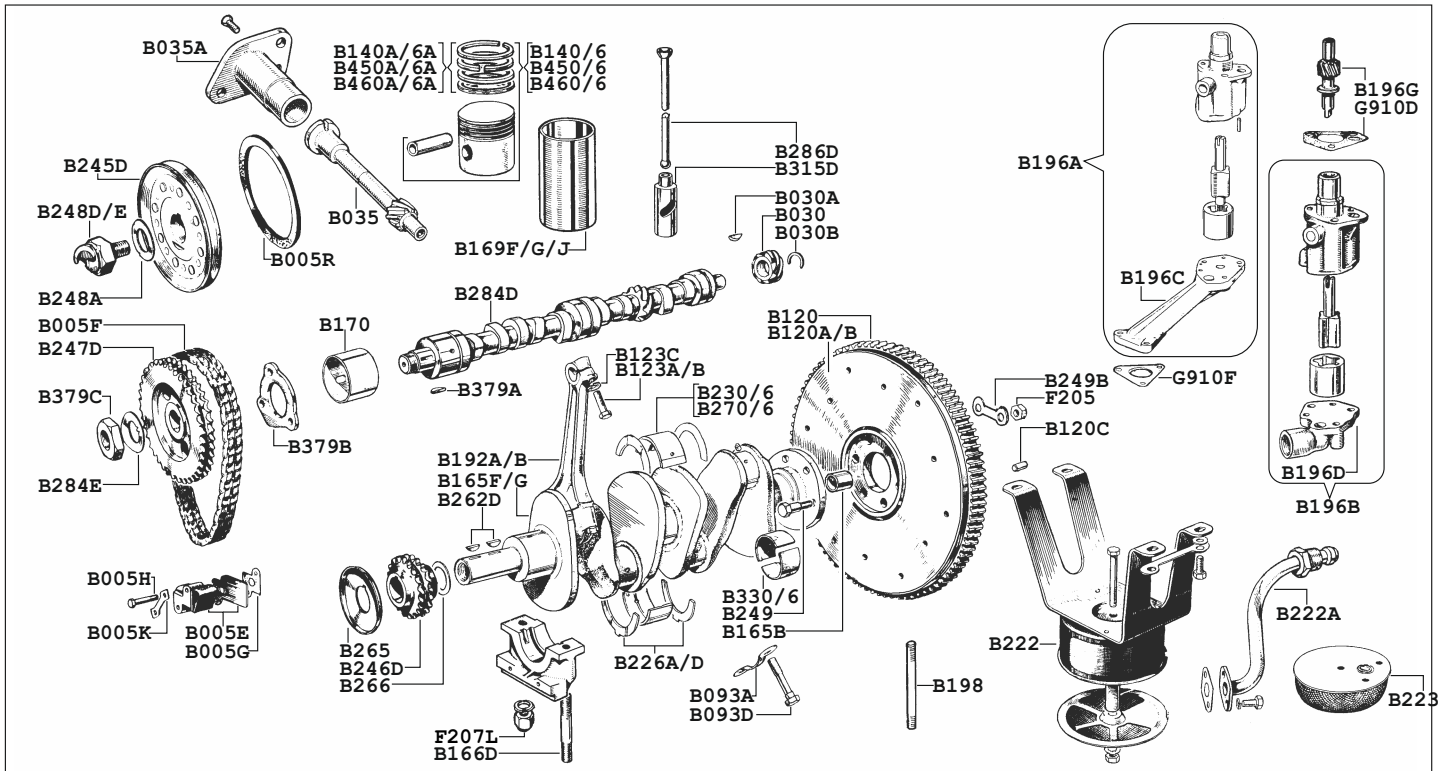
## SUNDRIES

L191B	Earthing strap-engine to body (across LH engine mount)	1
B166D	Stud for main bearing cap	6
B167D	Nut for main bearing cap	6
B170	Bearing set for camshaft	1
B196A	Long stud for early oil pump	1
B198	Stud-later oil pump ALL	2/3
F155	Sprg washer 3/8"-o/pump stud	3

## REMEMBER

When contacting us at any time HAVE YOUR CUSTOMER NUMBER TO HAND. It can save you time and inconvenience.





Abbreviations: W5 = Wolseley 15/50  
AR = As required

#### CRANK, BEARINGS, FLYWHEEL, RING GEAR QTY

B165F	Crankshaft MGA 15/1600, Z+W5	1
B165G	Crankshaft MGA 1600 Mk 2	1
B165B	Spigot bush-1st motion shaft	1
B166D	Stud-main bearing cap	6
B167D	Nut-main bearing cap	6
B226A	Thrust washer set-STD	1
B226B	Thrust washer set 0.003"	1
B226C	Thrust washer set 0.005"	1
B226D	Thrust washer set 0.010"	1
B230	M/bearings-STD 15/1600, Z,W5	1
B231	M/bearings-010"15/1600, Z, W5	1
B232	M/bearings-020"15/1600, Z, W5	1
B233	M/bearings-030"15/1600, Z, W5	1
B234	M/bearings-040"15/1600, Z, W5	1
B236	M/bearings-060"15/1600, Z, W5	1
B270	M/bearings-STD MGA 1622	1
B271	M/bearings-010" MGA 1622	1
B272	M/bearings-020" MGA 1622	1
B273	M/bearings-030" MGA 1622	1
B274	M/bearings-040" MGA 1622	1
B276	M/bearings.050" MGA 1622	1
B330	Bearings-conrod STD	1
B331	Bearings-conrod 010"	1
B332	Bearings-conrod 020"	1
B333	Bearings-conrod 030"	1
B334	Bearings-conrod 040"	1
B336	Bearings-conrod 060"	1
B120	Ring gear1	1
B120A	Flywheel-early*	1
All except late 1622 engines		
B120B	Flywheel-late*	1
1622 engine from 16GC 3708		
*Interchangeable (late type is lighter)		
B120C	Dowel pin for flywheel	2
B249	Bolt-flywheel	6
B249B	Lockplate-flywheel bolts	3
F205	Nut for flywheel bolt	6

#### TIMING GEAR PARTS. & SUNDRIES

B005F	Timing chain	1
B005E	Tensioner assembly-t/chain	1
B005G	Gasket-tensioner	1
B005H	Bolt-tensioner to block	2

B005K	Lockplate-tensioner	1
B005R	Rubber tensioner ring**	1
** Fitted to engines before GB259 (MGA) & 9425 (ZA) also on ZA from 9501 to 9573. Many cars are fitted with replacement engines using the later type.		
B245D	Pulley for crankshaft	1
B246D	Sprocket for crankshaft	1
B247D	Sprocket for camshaft	1
B248D	Starter dognut MGA	1
B248E	Starter dognut ZA/B, W15/50	1
B248A	Lockplate dognut/pulley	1
B262D	Key-crank pulley & sprocket	2
B265	Oil thrower for crankshaft	1
B266	Shim-sprocket alignment	A/R

#### CAMSHAFT, TAPPETS, PUSHRODS ETC.

B030	Gear-tachometer drive	1
B030A	Key-tachometer drive to cam	1
B030B	Circlip-camshaft end	1
B035	Spindle-distributor drive	1
B035A	Sleeve-distributor mounting	1
B170	Bearing set(3)-camshaft	1
B284E	Lockwasher-camshaft nut	1
B284D	Camshaft-standard	1

We recommend use of the excellent standard camshaft for road cars, even with modified heads, but please enquire for special applications.

B286D	Pushrod*	8
B315D	Cam follower*	8
B379A	Key-camshaft to sprocket	1
B379B	Plate-camshaft retaining	1
B379C	Nut-camshaft front	1

\*Cam followers and pushrods must be fitted in pairs on engines before 15GB5504 (MGA) and 16747 (ZA/B) as the mating faces were changed.

#### CONNECTING RODS & SUNDRIES

B093D	Bolt for conrod end cap	4
B093A	Lock tab for conrod end bolt	4
B123A	Pinch bolt-c/rod 15/1600, Z, W5	4
B123B	Pinch bolt-c/rod MGA 1622	4
B123C	Lock washer for pinch bolt	4
B192A	Conrod 1+3 MGA 15/1600, Z, W5	2
B192B	Conrod 2+4 MGA 15/1600, Z, W5	2



## PISTONS, RINGS AND LINERS

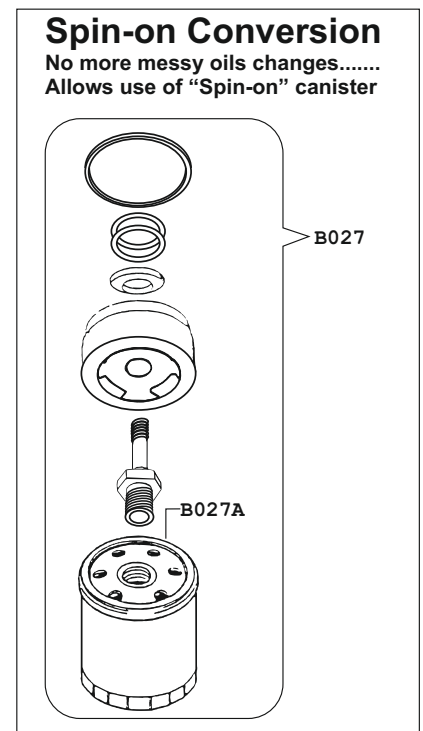
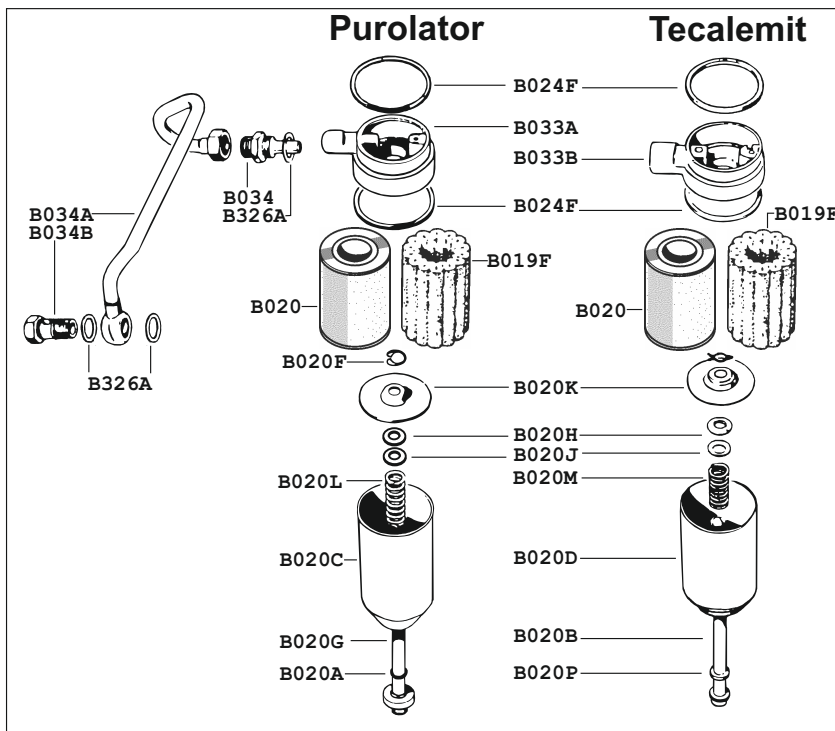
All pistons are supplied with rings and gudgeon pins. They are all at 8.3:1 compression ratio. We do not recommend high compression pistons for normal use on road or track, but for special needs, please ask for details.

B169F	Liners-set 4 1500, ZA/B, W5	1
B169G	Liners-set 4 MGA 1588cc	1
B169J	Liners-set 4 MGA 1622cc	1
B140	Piston set STD 1500, ZA/B, W5	1
B141	Piston set 010" 1500, ZA/B, W5	1
B142	Piston set 020" 1500, ZA/B, W5	1
B143	Piston set 030" 1500, ZA/B, W5	1
B144	Piston set 040" 1500, ZA/B, W5	1
B146	Piston set 060" 1500, ZA/B, W5	1
B140A	Ring set STD 1500, ZA/B, W5	1
B141A	Ring set 010" 1500, ZA/B, W5	1
B142A	Ring set 020" 1500, ZA/B, W5	1
B143A	Ring set 030" 1500, ZA/B, W5	1
B144A	Ring set 040" 1500, ZA/B, W5	1
B146A	Ring set 060" 1500, ZA/B, W5	1
B450	Piston set STD MGA 1600	1
B451	Piston set 010" MGA 1600	1
B452	Piston set 020" MGA 1600	1
B453	Piston set 030" MGA 1600	1
B454	Piston set 040" MGA 1600	1
B456	Piston set 060" MGA 1600	1
B450A	Ring set STD MGA 1600	1
B451A	Ring set 010" MGA 1600	1
B452A	Ring set 020" MGA 1600	1
B453A	Ring set 030" MGA 1600	1
B454A	Ring set 040" MGA 1600	1
B456A	Ring set 060" MGA 1600	1
B460	Piston set STD MGA 1622 Mk2	1
B461	Piston set 010" MGA 1622 Mk2	1
B462	Piston set 020" MGA 1622 Mk2	1
B463	Piston set 030" MGA 1622 Mk2	1
B464	Piston set 040" MGA 1622 Mk2	1
B466	Piston set 060" MGA 1622 Mk2	1

B460A	Ring set STD MGA 1622 Mk2	1
B461A	Ring set STD MGA 1622 Mk2	1
B462A	Ring set STD MGA 1622 Mk2	1
B463A	Ring set STD MGA 1622 Mk2	1
B464A	Ring set STD MGA 1622 Mk2	1
B466A	Ring set STD MGA 1622 Mk2	1

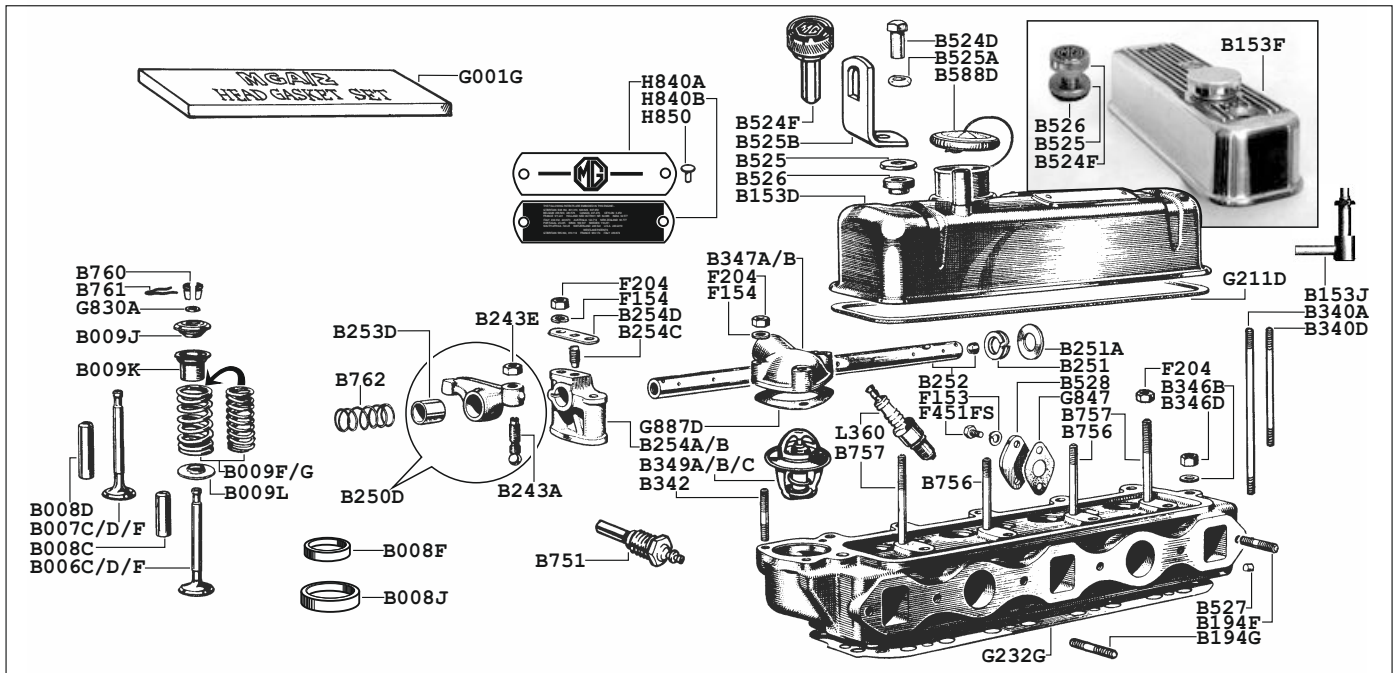
## OIL PUMP & FILTER

B019F	Oil Filter-felt	1
B020	Oil filter element-paper	1
B020A	Seal-oil filter through bolt	1
B020B	Bolt-oil filter (Tecalmit)	1
B020G	Bolt-oil filter (Purolator)	1
B020C	Casing-oil filter (Pur)	1
B020D	Casing-oil filter (Tec)	1
B020F	Clip-oil filter bolt (Pur)	1
B020H	Felt Washer-oil filter	1
B020J	Steel Washer-oil filter	1
B020K	Plate-pressure oil filter	1
B020L	Spring-oil filter (Pur)	1
B020M	Spring-oil filter (Tec)	1
B020P	Seal-filter bolt (Tec)	1
B024F	Seal-filter & head	2
B027	Spin-on filter conversion	1
B027A	Filter for Spin-on conversion	1
B033A	Oil filter head-(Purolator)	1
B033B	Oil filter head-(Tecalmit)	1
B034	Adaptor-oil filter connecting	1
B034A	Pipe-filter to crankcase	1
B034B	Banjo bolt-oil pipe	1
B196A	Oil pump MGA with base	1
B196B	Oil pump Z/W5 with base	1
B196C	Base-oil pump MGA	1
B196D	Base-oil pump Z/W5	1
B196G	Drive shaft & gear-oil pump	1
B198	Stud-oil pump	3
B222	Oil strainer assembly Z/W5	1
B222A	Pipe-oil strainer Z/W5	1
B223	Oil strainer assembly MGA	1
B326A	Washer-banjo union	2
G910D	Gasket-oil pump	1
G910F	Gasket-oil strainer MGA	1





# 6 Cylinder Head



Abbreviations: W5 = Wolseley 15/50

**COMPLETE HEADS** *Reconditioned to unleaded specifications, with new valves and springs.*

- B502DX Standard head MGA 1500/1600/ZB (W5/ZA\*)
- B504DX Standard head MGA 1600 Mk2  
(\*ZA & Wolseley 15/50 - details on application)
- B510G Kit-conversion to unleaded cylinder head  
MGA 15/1600 ZA/B (valves, guides, inserts & gasket set)
- B510J As above for MGA1600 Mk2 (1622)

**VALVES, SPRINGS & SUNDRIES** **QTY**

B006C	Inlet valve 1500, 1600, ZA/B	4
* B006D	Inlet valve 1600 Mk2	4
* B006F	Inlet valve Wolseley 15/50	4
* B007C	Exhaust valve 1500, 1600, ZA/B	4
* B007D	Exhaust valve 1600 Mk2	4
* B007F	Exhaust valve Wolseley 15/50	4
* B008C	Guide-inlet	4
* B008D	Guide-exhaust	4
* B008F	Insert exhaust valve seat 1500/1600	
* B008J	Insert exhaust valve seat 1600 Mk2	
* B009F	Valve springs-car set	1
B009G	V/springs-competition-car set	1
B009J	Top cap-valve spring	8
B009K	Shroud-valve stem	8
B009L	Seat-bottom of v/spring	8
B760	Valve cotter	16
B761	Clip-valve cotter	8

\* =all suitable for unleaded petrol

**ROCKER GEAR & SUNDRIES**

B243A	Screw-tappet adjusting	8
B243E	Locknut-tappet screw	8
B250D	Rocker arm ( <i>bushed</i> )	8
B251	Double spring washer-r/shaft	2
B251A	Plain washer-rocker shaft	2
B252	Rocker shaft	1
B253D	Rocker bush	8
B254A	Pillar-r/shaft ( <i>tapped hole</i> ) (for rocker shaft locating screw)	1
B254B	Pillar-r/shaft	3
B254C	Locating screw-rocker shaft	1
B254D	Lock plate-locating screw	1
B756	Short stud-rocker pillar	2
B757	Long stud-rocker pillar	2
B762	Spring-rocker shaft	3

**FIXINGS**

F154	Spring washer-r/bracket stud	4
F204	Nut-rocker bracket stud	4

**IDENTIFICATION PLATES**

H840A	"MG" plate for rocker cover	1
H840B	"Weslake" plate-r/cover	1
H850	Rivet-rocker cover plates	4

**HEAD FIXINGS, ROCKER COVER, ETC**

B153D	Steel rocker cover	1
B153F	Alloy rocker cover-MG motif-OPTION	1
B153J	Alloy r/c breather adapter	1
B194F	Stud-manifold to head-start	1
B1940	Stud-manifold to head-long	4
B340A	Short stud-cylinder head	7
B3400	Long stud-cylinder head	4
B346B	Washer-cylinder head	11
B346D	Nut-cylinder head	11
B588D	Oil filler cap-rocker cover	1
B751	Sender-temp gauge ZA/B, W5	1

**THERMOSTAT & OUTLET ETC**

B342	Stud-outlet elbow	3
B347A	Elbow-water outlet MGA	1
B347B	Elbow-water outlet Z & W5	1
B349A	Thermostat-74 C. ( <i>hot climate</i> )	1
B349B	T/stat-82 C. ( <i>aver. climate</i> )	1
B349C	T/stat-88 C. ( <i>cold climate</i> )	1
B524D	Sleeve nut-rocker cover	2
B524F	Knurled chrome "MG" nut-rckr cover ( <i>Optional accessory item-very smart!</i> )	2
B525	Cup washer-rocker cover	2
B525A	Spacer-rocker cover nut	2
B525B	Engine lifting bracket ZA/B	2
B526	Rubber bush-rocker cover	2
B527	Plug-cyl head oil feed	1
B528	Cover-outlet ( <i>when no heater</i> )	1

**FIXINGS**

F153	Spr/washer 1/4"-heater outlet	2
F154	Spr/washer 5/16"-outlet elbow	3
F204	Nut-5/16"UNF-outlet elbow	3
F451FS	Set screw-outlet 1/4" X 1/2"	2

**GASKETS & SEALS**

G001G	Head gasket set complete	1
G131D	Gasket-manifolds to head	1
G211D	Gasket-rocker cover - ALL	1
G232G	Head gasket	1
G830A	Seal-valve stem	8
G847	Gasket-heater outlet to head	1
G887D	Gasket-thermostat flange	1

**ELECTRICAL PARTS**

L360	Spark plug	4
------	------------	---

Abbreviations: W4 = Wolseley 4/44  
W5 = Wolseley 15/50

**MANIFOLDS & FIXINGS** QTY

B011D	Inlet manifold ZA 1.25"	1
B011F	Inlet manifold ZB/MGA 1.5"	1
B011G	Stud-inlet manifold all (W5x2)	4
B194B	Deep nut-manifold studs	6
B194C	Clamp yoke-manifolds to head	4
B194F	Short stud-manifolds	2
B194G	Long stud-manifolds	4
B240C	Exhaust manifold ZA/W5	1
B240F	Exhaust manifold ZB	1
B240G	Exhaust manifold MGA	1
B241D	Stud-exhaust flange MGA	3
B242C	Nut-exhaust flange MGA	3
B489A	Clamp-front pipe-manifold Z+W	1

**FIXINGS**

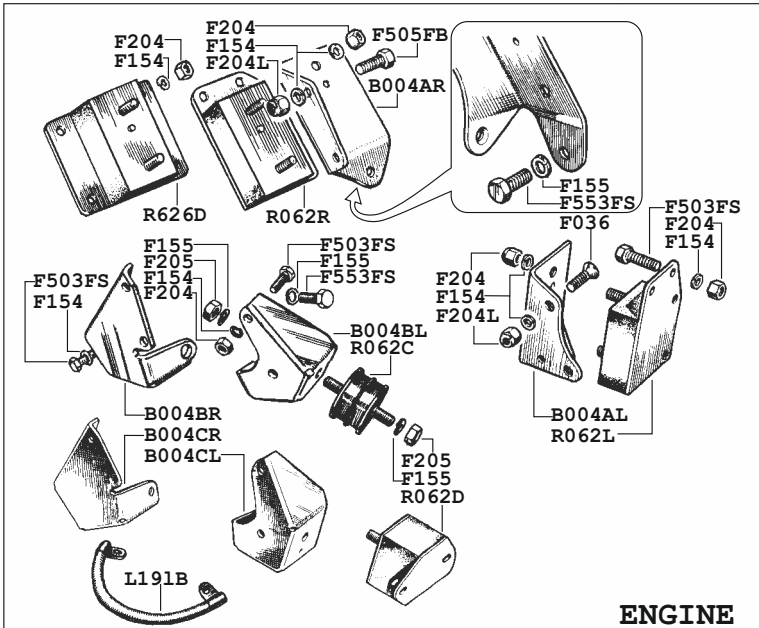
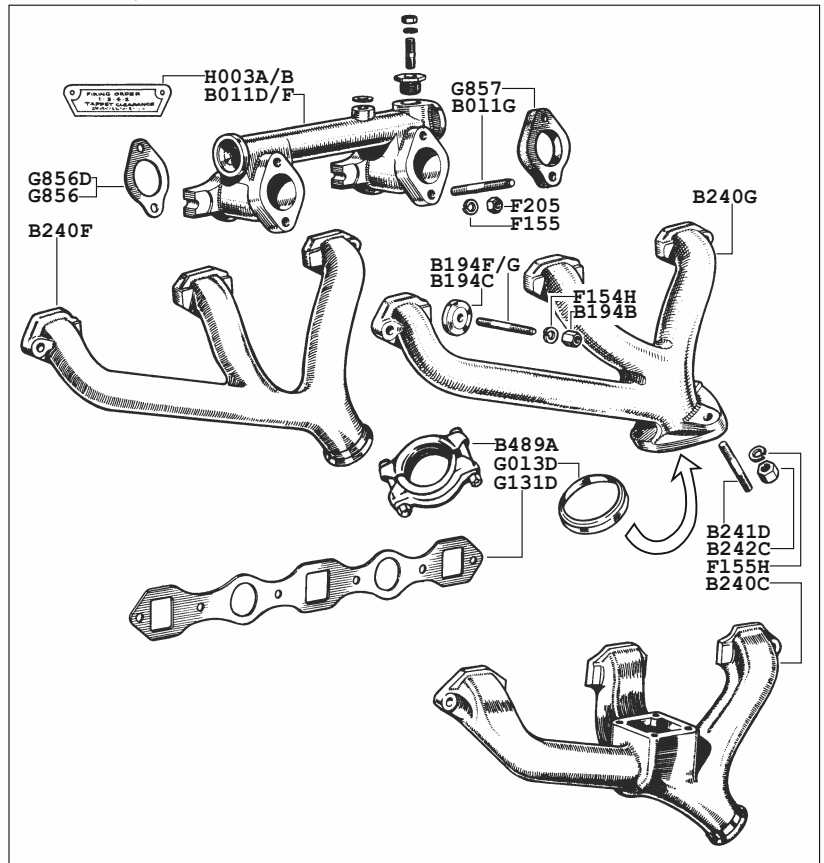
F154H	Spring washer-manifold/head	6
F155H	Spring washer-manifold stud	3
F155	Spring washer-carb/stud.(W5x2)	4
F205	Nut-carb stud (W5x2)	4

**GASKETS & SEALS**

G013D	Gasket-exhaust flange MGA	1
G131D	Gasket-inlet/exhaust to head	1
G856	Gasket-carb ZA	4
G856D	Gasket carb ZB/MGA	4
G857	Spacer-carb/manifold MGA/ZB	2

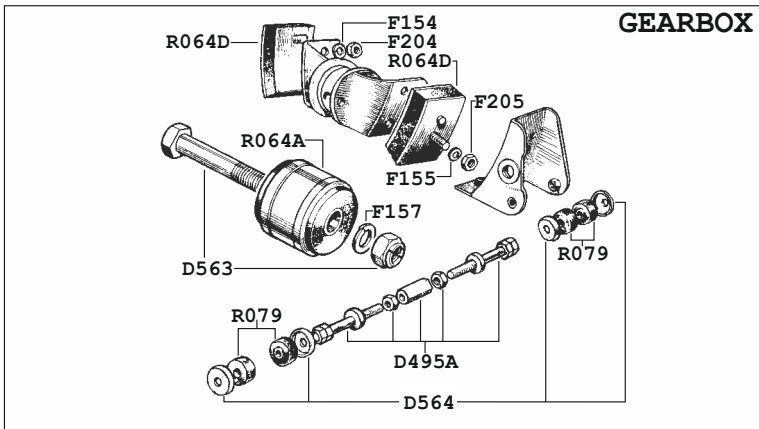
**IDENTIFICATION PLATES**

H003A	Tappet 0.017 & firing order	1
H003B	Tappet 0.015 & firing order	1



**ENGINE**

**GEARBOX**



**ENGINE MOUNTS**

B004AL	Bracket-eng mount LH MGA	1
B004AR	Bracket-eng mount RH MGA	1
B004BL	Bracket-eng mount LH ZA/B	1
B004BR	Bracket-eng mount RH ZA/B	1
B004CL	Bracket-eng mount LH W5	1
B004CR	Bracket-eng mount RH W5	1
R062L	Eng mount LH MGA, T/CAM, De-luxe	1
R062R	Eng mount RH MGA 15/1600/1622	1
R062C	Eng mount ZA/B	2
R062D	Eng mount W4/W5	2
R626D	Eng mount RH T/CAM & De-luxe	1
L191B	Earthing strap-engine to body	1

**FIXINGS**

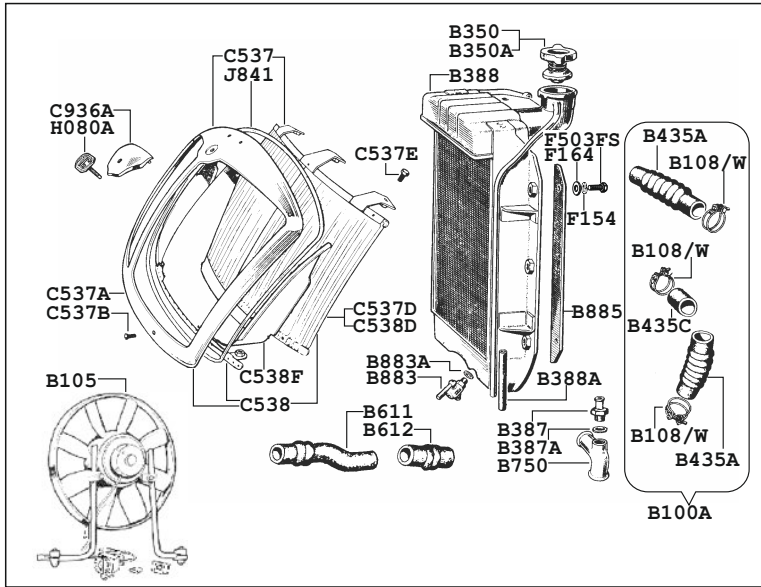
F036	Countersink screw 5/16" x 1"	1
F154	Spring washer-5/16"	AR
F155	Spring washer-3/8"	AR
F157	Spring washer-1/2"	AR
F204	Nut 5/16" UNF	AR
F204L	Nut - self locking 5/16" UNF	AR
F205	Nut 3/8" UNF	AR
F503FS	Screw 5/16" x 3/4"	AR
F553FS	Screw-rear plate 3/18" x 3/4"	AR
F505FB	Screw RH bracket	2

**GEARBOX MOUNTS**

D495A	Steady link-gearbox Z/W	1
D563	Bolt & nut-gearbox mount MGA	1
D564	Cup washer-steady link MGA	4
R064A	Mount gearbox-MGA	2
R064D	Gearbox mount-Z/W	2
R079	Rubber bush-gearbox steady link	4

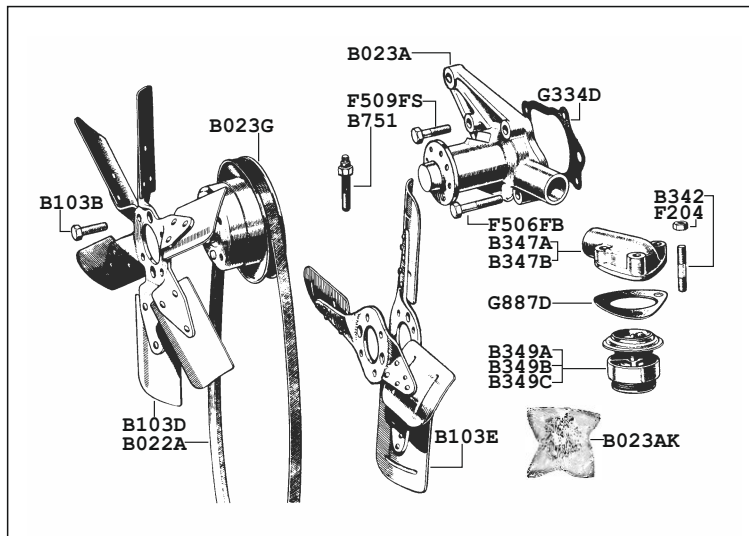
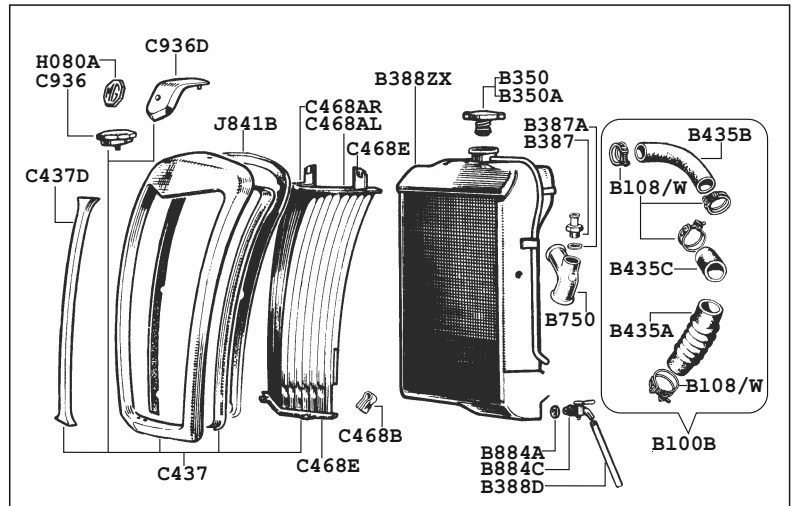
**WHY NOT VISIT OUR WEBSITE?**  
[www.mgbits.com](http://www.mgbits.com)



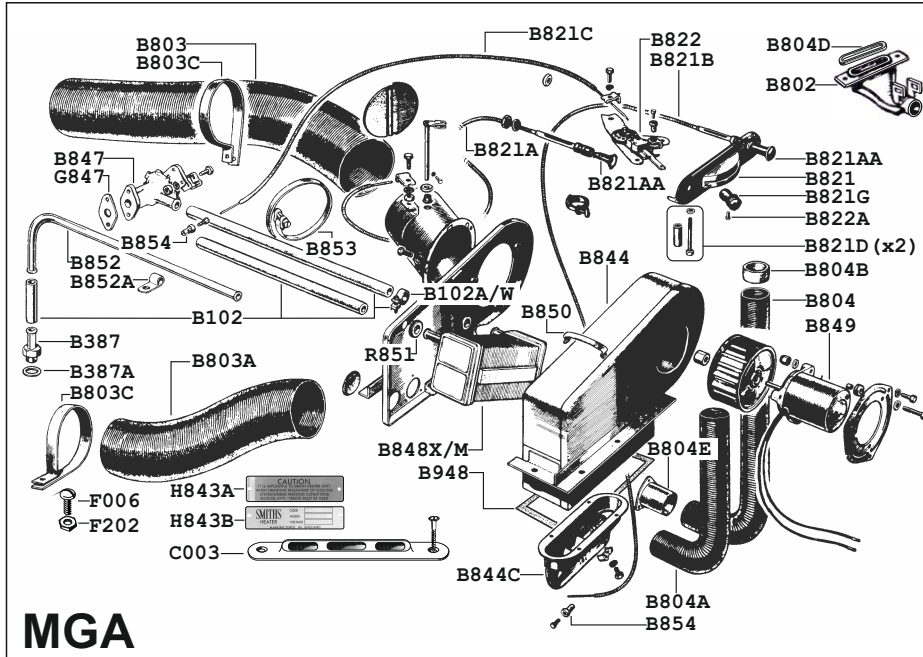


RADIATOR MGA		QTY
B105	Electric fan kit	1
B100A	Set of radiator hoses & clips	1
B108	Hose clip size 1X ( <i>worm drive</i> )	6
B108W	Hose clip-wire type	6
B350	Pressure cap 4 lb ( <i>standard</i> )	1
B350A	Pressure cap 7 lb ( <i>optional</i> )	1
B387	Heater hose union	1
B387A	Washer for union	1
B388A	Drain tube for radiator	1
B388	Radiator assembly	1
B435A	Hose-top or bottom	1
B435C	Hose pipe to pump	1
B611	Top hose-twin cam	1
B612	Bottom hose-twin cam	1
B750	Branch pipe-bottom hose	1
B883	Drain tap	1
B883A	Washer for drain tap	1
B885	Packing for radiator	2
C537	Grille/shell 1500/1600	1
C537A	Outer shell only	1
C537B	Dome screw-shell to grille	2
C537D	Grille only 1500/1600	1
C537E	Bolt-shell to body	6
C538	Grille/shell 1600 Mk2	1
C538D	Grille only 1600 Mk2	1
C538F	Grille insert panel 1600 Mk2	1
C936A	False nose	1
F503FS	Set Screw	6
F154	Spring Washer	6
F164	Plain Washer	6
H080A	MG badge	1
J841	Piping-shell to body	1

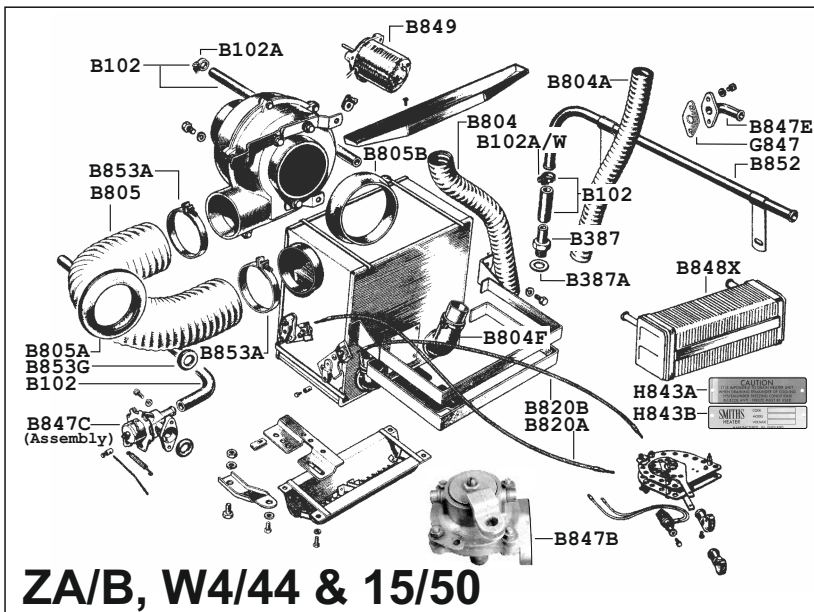
RADIATOR ZA/B & W15/50		QTY
B100B	Radiator hose+clip set	1
B108	Hose clip size 1X ( <i>worm drive</i> )	6
B108W	Hose clip-wire type	6
B350	Pressure cap 4 lb ( <i>standard</i> )	1
B350A	Pressure cap 7 lb ( <i>optional</i> )	1
B387	Heater hose union	1
B387A	Washer for union	1
B388ZX	Radiator assembly ZA/B-exchange	1
B388A	Drain tube-radiator	1
B435A	Hose-bottom	1
B435B	Hose-top	1
B435C	Hose pipe to pump	1
B750	Branch pipe-bottom hose	1
B883A	Washer for drain tap	1
B884C	Drain tap	1
C437D	Centre bar-grille ZA/B	1
C437	Shell/grille assembly Z	1
C468AL	Radiator slat LH ZA/B	7
C468AR	Radiator slat RH ZA/B	7
C468B	Clip-grille slat to frame Z	28
C468E	Finger set-grille slates	1
C936	Dummy radiator cap ZA/B	1
C936D	False nose ZA/B	1
H080A	MG badge	1
J841B	Piping(black)radiator shell	1



WATER PUMP ETC. MGA, ZA/ZB & 15/50		QTY
B022A	Fan belt	1
B023A	Water pump	1
B023AK	Kit-fixing water pump	1
B023G	Pulley-water pump	1
B103B	Screw-fan blades	4
B103D	Fan-6-blade MGA(Z/W option)	1
B103DZ	Fan-6-Blade (Plastic)aftermarket opt	1
B103E	Fan blade ZA/B & W52	1
B342	Stud-thermostat MGA/Z/W5	3
B347A	Elbow-water outlet MGA	1
B347B	Elbow-water outlet Z/W5	1
B349A	T/Stat 74c hot climate MGA/ZW	1
B349B	T/Stat 82c standard MGA/Z/W	1
B349C	T/Stat 88c cold climate MGA/ZW	1
B751	Sender-temp gauge Z/W5	1
F204	Nut-thermostat cover	3
F506FB	Bolt-water pump ( <i>long</i> )	2
F509FS	Bolt-water pump ( <i>short</i> )	2
G334D	Gasket-water pump MGA/Z/W5	1
G887D	Gasket-thermostat M/Z/W5	1

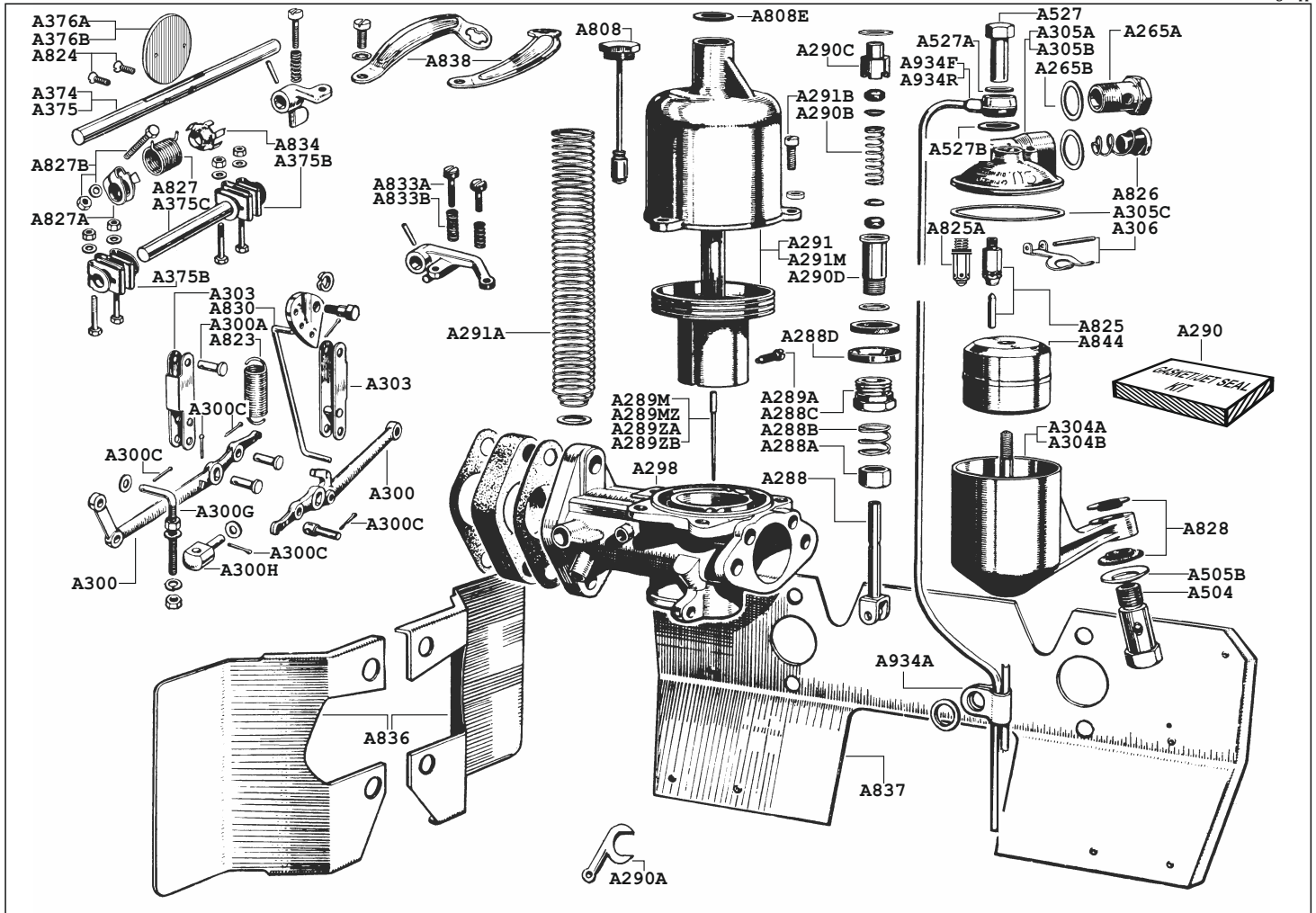


MGA		QTY			
B102	Heater hose and clip set	1	B844	Heater complete-MGA (not T-Cam)	1
B102A	Clip-hose (worm drive)	6	B844A	Heater casing only-MGA (not T-C)	1
B102W	Clip-hose (wire)	6	B844C	Outlet flap assembly-MGA	1
B387	Water union	1	B847	Valve-water	1
B387A	Washer-water union	1	B847R	Valve-water Twin Cam	1
B802	Nozzle-demist vent	2	B848	Heater radiator	1
B803	Hose-air 31" (79 cm)	1	B848X/M	Heater radiator-exchange	1
B803A	Hose-air (ahead of radiator)	2	B849	Heater motor	1
B803C	Clip-air hose to body	3	B850	Clip for heater body	4
B804	Hose-air 25" (63.5 cm)	1	B852	Pipe return-water	1
B804A	Hose-air 14" (35.5 cm)	1	B852A	Clip for water pipe	2
B804B	Adapter demist hoses.	2	B853	Clip-air hose to heater	4
B804D	Felt seal-demist vent	2	B854	Clamp-cable end	4
B804E	Connector-demist tube	2	B855	Foam packing-heater	1
B821	Heater control panel	1	B948	Rubber seal-heater mount	1
B821A	Air cable (no knob)	1	C003	Chrome demist vent (on scuttle)	2
B821AA	Knob-heater cables	2	F006	Screw for B803C	3
B821B	Demist cable (no knob)	1	F202	Nut for above	3
B821C	Cable assembly-water valve	1	G847	Gasket for water valve	1
B821D	Bolt and spacer set-control panel	1	H843A	Nameplate-"Caution"-plate-heater	1
B821G	Knob- 'B' for blower switch	1	H843B	Nameplate- "Smith's"-plate-heater	1
B822	Lever/Switch	1	R851	Grommet for heater body	2
B822A	Screw-lever to knob	1			



ZA/B, W4/44 & 15/50		QTY
B102	Heater hose and clip set	1
B102A	Clip-water hose (worm drive)	6
B102W	Clip-water hose (wire)	6
B387	Water union	1
B387A	Washer-Water union	1
B804	Long demist hose	1
B804A	Short demist hose	1
B804F	Elbow-demist to heater	2
B805	Air hose for blower unit	1
B805A	Grommet-air hose to bulkhead	1
B805B	Grommet-blower to bulkhead	1
B820A	Air ctrl cable assembly RHD	1
B820B	Demist cable assembly RHD	1
B821F	Knob-blower control-early	1
B831G	Knob-blower ctrl-late-knurled	1
B821K	Knob-demist control-early	1
B821L	Knob-demist ctrl-late-knurled	1
B847A	Repair Kit-heater valve Z/W5	1
B847B	Water valve-early type	1
B847C	Water valve-late type	1
B487E	Elbow-heater outlet to head	1
B848X	Heater radiator-exchange	1
B849	Heater motor	1
B852	Water return pipe	1
B853A	Clip for blower hose	1
B853G	Grommet for heater hose	2
G847	Gasket-water outlet	1
H843A	Nameplate-"Caution" plate-heater	1
H843B	Nameplate- "Smith's"-plate-heater	1



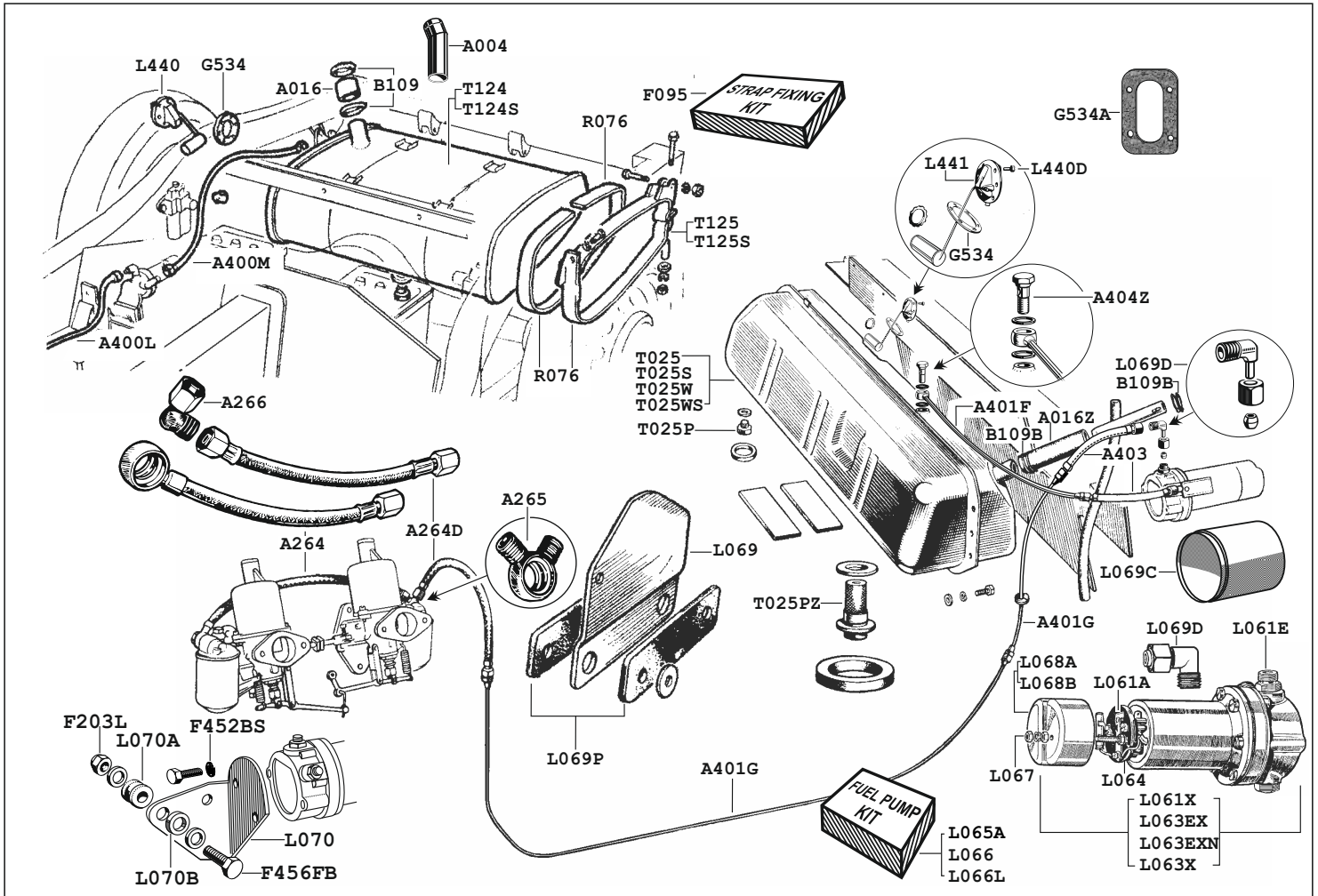


A265A	Banjo bolt-fuel pipe	2
A265B	Washer-banjo union	4
A288	Carburettor jet	2
A288A	Nut-carburettor jet adjusting	2
A288B	Spring-carburettor adjusting nut	2
A288C	Nut-jet gland sealing	2
A288D	Ring seal alloy	2
A289A	Screw-carburettor Needle	2
A289M	Needle-standard MGA1500	2
A289M2	Needle-standard MGA1600 + Mk2	2
A289ZA	Needle-standard ZA	2
A289ZB	Needle-standard ZB	2
A290	Gasket/jet seal set	2
A290A	Spanner-jet adjusting	1
A290B	Spring-gland seal	2
A290C	Jet bearing-top	2
A290D	Jet bearing-bottom	2
A291	Chamber and Piston 1 1/4" ZA	2
A291A	Spring-dashpot piston	2
A291B	Screw-carburettor piston chamber	6
A291M	Chamber and piston 1 1/2" ZB/MGA	2
A298GX	Carbs pair-reconditioned MGA1500	
A298HX	Carbs pair-reconditioned MGA1600 + Mk2	
A298JX	Carbs pair-reconditioned ZA	
A298KX	Carbs pair-reconditioned ZB	
A298LX	Carburettor-(single) W4	
A298MX	Carburettor early H type W5	
A298PX	Carburettor late HS type W5	
A299E	Carb rebuild kit contains parts in A290 kit plus:	
1 Float valve and seat		
1 Jet		
1 Throttle disc with screws		
1 Throttle spindle with bushes		
A299C	Carb rebuild kit ZA	2
A299D	Carb rebuild kit ZB/MGA	2
A300A	Clevis pin	6
A300C	Split pin	
A300F	Carburettor jet lever-front	1
A300G	Link rod-jet lever	1
A300H	Trunnion-linkrod	1

A300R	Carburettor jet lever-rear	1
A303	Link-carburettor jet	2
A304A	Float chamber-less lid-rear	1
A304B	Float chamber-less lid-front	1
A305A	Lid-float chamber-rear	1
A305B	Lid-float chamber-front	1
A305C	Seal-float chamber-top	2
A306	Lever+pin-float chamber	2
A374	Carburettor spindle ZA	2
A375	Carb spindle ZB/MGA	2
A375B	'W' clamp-spindle joints	2
A375C	Spindle-coupling joints	1
A376A	Throttle disc 1 1/4" ZA	2
A376B	Throttle disc 1 1/2" ZB/MGA	2
A504	Bolt-chamber to body (early)	2
A505	Bolt-float chamber late MGA	2
A505A	Washer-float chamber inner late MGA	2
A505B	Washer-float chamber outer late MGA	2
A527	Nut-float chamber-top	2
A527A	Alloy washer-float chamber top	2
A527B	Fibre washer-float chamber top	2
A808D	Carburettor damper-hexagon top	2
A808E	Washer-dashpot top	2
A823	Return spring-carburettor jet	2
A824	Screw-throttle disc	2
A825A	Needle+seat float chamber-improved	2
A826	Filter and spring-float chamber	2
A827A	Clip-throttle shaft spring	2
A827B	Bolt for spring clip	2
A827E	Springs-throttle shaft (pair)	1
A828	Rubber mounts-float chamber (set 4)	1
A830	Tension link-cam plate	1
A834	Anchor clip-return spring	2
A836	Heat shields (pair) ZA	1
A837	Heat shield carburettors MGA + ZB	1
A838	Supports-float chamber ZA (pair)	1
A844	Brass float-carburettor	2
A934	Vent pipe-float chamber	2
A934A	Clip-carburettor vent pipes	1



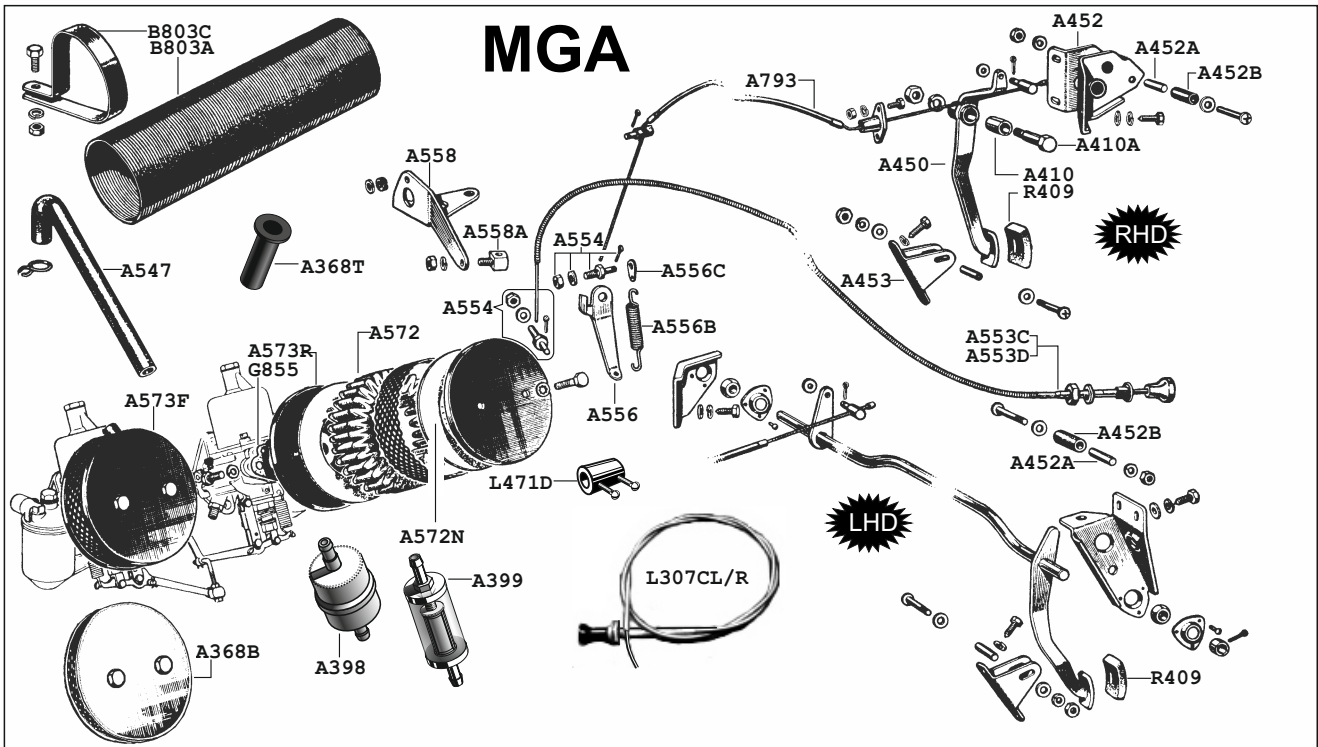
British Motor  
Heritage Approved



A004	Filler neck	1	L064	Pedestal-fuel pump	1
A016	Hose-fuel neck/tank MGA	1	L065A	Repair kit-fuel pump W4/44	1
A016Z	Hose-fuel neck/tank ZA/B, W4/5	1	L066	Repair kit fuel pump MGA/Z/W5	1
A264	Fuel hose carb-carb	1	L066A	Screw-fuel pump body	6
A264D	Fuel hose-pipe to carb	1	L066L	Repair kit-long (15cm) fuel pump	1
A265	Double banjo-fuel pipe	1	L067	Terminal Knob-fuel pump	1
A266	Right Angle union-fuel pump	2	L068B	End cap-fuel pump MGA/Z/W15+50	1
A400L	Fuel pipe-pump to hose MGA	1	L069	Bracket-fuel pump MGA	1
A400M	Fuel pipe-tank to pump MGA	1	L069C	Cover-fuel pump (rubber)	1
A401F	Fuel pipe-tank to hose ZA/B	1	L069D	Angle union-fuel pump	1
A401G	Fuel pipe-main ZA/B	1	L069P	Pad set-fuel pump mount MGA	1
A401W	Pipe set (2) tank to pump W4/44	1	L070	Bracket-fuel pump ZA/B, W5	1
A403	Hose-fuel pump ZA/B	2	L070A	Grommet-fuel pump mount Z/W5	1
A404Z	Bolt-banjo to fuel tank ZA/B	1	L070B	Spacer-rubber fuel pump mount Z/W5	1
B109	Hose clip-filler neck MGA	2	L440	Sender-fuel tank MGA	1
B109B	Hose clip-filler neck ZA/B	2	L440D	Screw set-tank sender	1
F095	Kit fixing-tank straps MGA	1	L441	Sender-fuel tank ZA/B	1
F203L	Nut 1/4" UNF Self Locking	3	R076	Rubber-tank straps MGA	1
F452BS	Set Screw 1/4" BSF x 5/8"	2	T025	Fuel tank ZA/B	1
F456FB	Bolt 1/4" UNF x 1 1/4"FB	3	T025P	Drain plug-fuel tank ZA/B	1
G534	Gasket-tank sender	1	T025PZ	Drain plug+filter-fuel tank	1
G534A	Gasket-rear plate-tank sender	1	T025S	Fuel tank ZA/B stainless	1
L061A	Points-fuel pump (twin)	1	T025W	Fuel tank W4/44+15/50	1
L061E	Union-fuel pump inlet	1	T025WS	Fuel tank W4/44+15/50 stainless	1
L061X	Fuel pump W4/44	1	T124	Fuel tank MGA	1
L063EX	Fuel pump-electronic (pos) exchange 1	1	T124S	Fuel tank MGA stainless	1
L063EXN	Fuel pump-electronic (neg) exchange 1	1	T125	Straps-fuel tank MGA pair	1
L063X	Fuel pump-standard suits pos or neg 1	1	T125S	Straps-fuel tank MGA pair stainless	1
			L064	Pedestal-fuel pump	1
			L065A	Repair kit-fuel pump W4/44	1
			L066	Repair kit fuel pump MGA/Z/W5	1
			L066A	Screw-fuel pump body	6
			L066L	Repair kit-long (15cm) fuel pump	1
			L067	Terminal Knob-fuel pump	1
			L068B	End cap-fuel pump MGA/Z/W15+50	1
			L069	Bracket-fuel pump MGA	1
			L069C	Cover-fuel pump (rubber)	1
			L069D	Angle union-fuel pump	1
			L069P	Pad set-fuel pump mount MGA	1
			L070	Bracket-fuel pump ZA/B, W5	1
			L070A	Grommet-fuel pump mount Z/W5	1
			L070B	Spacer-rubber fuel pump mount Z/W5	1
			L440	Sender-fuel tank MGA	1
			L440D	Screw set-tank sender	1
			L441	Sender-fuel tank ZA/B	1
			R076	Rubber-tank straps MGA	1
			T025	Fuel tank ZA/B	1
			T025P	Drain plug-fuel tank ZA/B	1
			T025PZ	Drain plug+filter-fuel tank	1
			T025S	Fuel tank ZA/B stainless	1
			T025W	Fuel tank W4/44+15/50	1
			T025WS	Fuel tank W4/44+15/50 stainless	1
			T124	Fuel tank MGA	1
			T124S	Fuel tank MGA stainless	1
			T125	Straps-fuel tank MGA pair	1
			T125S	Straps-fuel tank MGA pair stainless	1



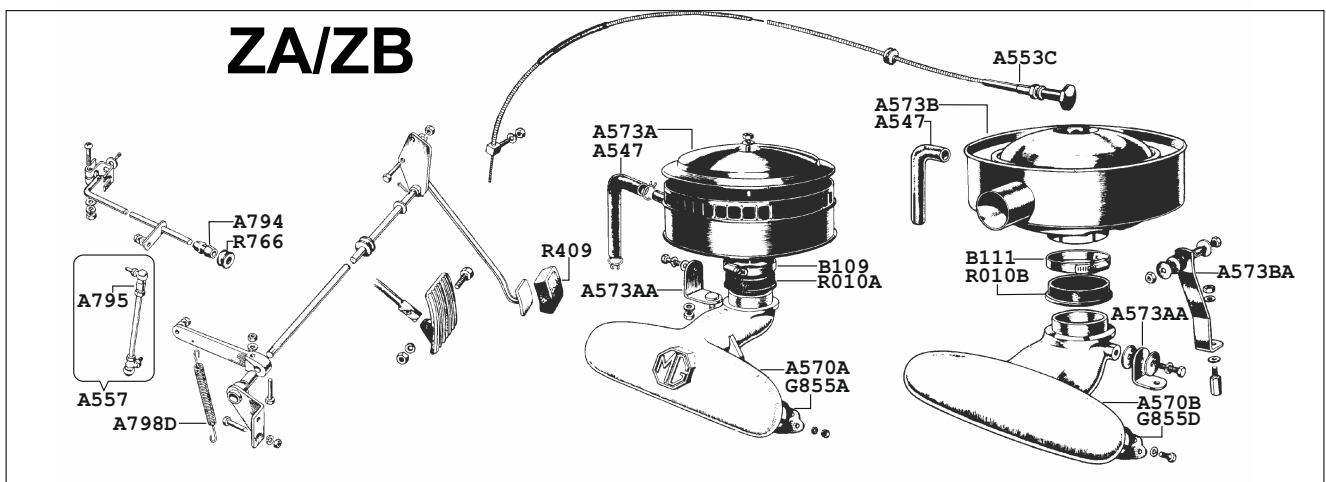




- A368B Pancake filter 1½" MGA/ZB
- A368T Tube-breather for A368B
- A398 Filter-inline fuel plastic All
- A399 Filter-inline fuel glass/chrm
- A410 Throttle pedal bush MGA 1
- A452A Distance tube-throttle stp MGA 1
- A452B Rubber-throttle stop MGA 1
- A547 Hose-rocker cover MGA/AMW 1
- A553CL Choke cable with knob MGA 1
- A553CR Choke cable with knob MGA 1
- A554 Cable clamp All 2
- A556 Bracket-throttle spring MGA 1
- A556B Spring-throttle return MGA 1
- A556C Plate-throttle spring MGA 1
- A558 Bracket-throttle+choke MGA 1
- A558A Anchor-throttle cable MGA 1

- A572P Elements-air cleaner (Pr) MGA 1
- A572N Felts-air clnr car (se t4)TF/MGA 1
- A573F Air cleaner-front (+ tube)\* MGA 1
- A573R Air cleaner-rear MGA \* 1
- A793 Throttle cable MGA 1
- B803A Air hose-heat/carb 18"X4" MGA\*\* 2
- B803C Clip-air hose to body MGA\*\* 2
- G855D Gasket-air cleaner TFMZB/MGR 2
- L307CL Starter cable with knob LHD 1
- L307CR Starter cable with knob RHD 1
- L471D Coupling-starter cable TDF/Y/M 1
- R409 Pad for throttle pedal M/ZA/W 1

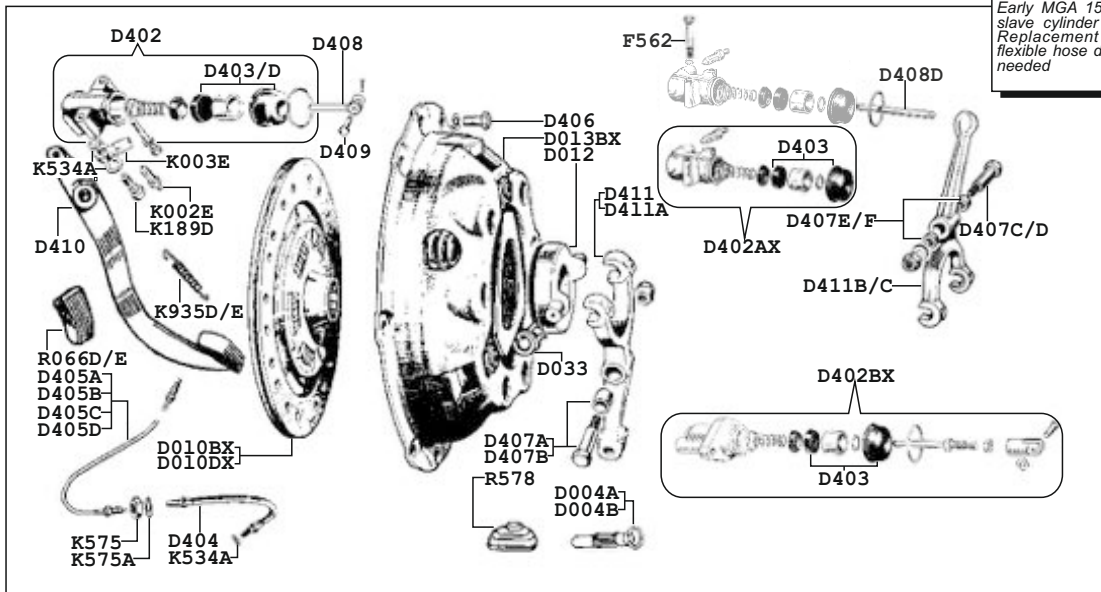
\* = Complete with elements & felt pads  
 \*\* = 2 per car - 1 for heater, 1 for carbs



- A547 Hose-r/cover to air cleaner Z 1
- A553C Choke cable with knob 1
- A557 Throttle link assembly 1
- A570A Air manifold ZA (used) 1
- A570B Air manifold ZB (used) 1
- A573A Air filter ZA (used) 1
- A573AA Support bracket air filter ZA 1
- A573B Air filter ZB (used) 1
- A573BA Support bracket air filter ZB 1
- A794 Bush-throttle spindle Z 1
- A795 Ball joint-throttle link Z 2
- A798D Spring-throttle pedal Z 1


- B109 Hose clip ZA 1
- B111 Hose clip ZB 1
- G855A Gasket-carburettor inlet ZA 2
- G855D Gskt-carb/filter 1.5" TFMZB/MGR 2
- R010A Grommet-air cleaner ZA 2
- R010B Grommet-air cleaner ZB 1
- R409 Pad-throttle pedal\* 1
- R766 Grommet-throttle shaft 1

\*Note: Late models with large ribbed metal pedal are not fitted with rubber pad.

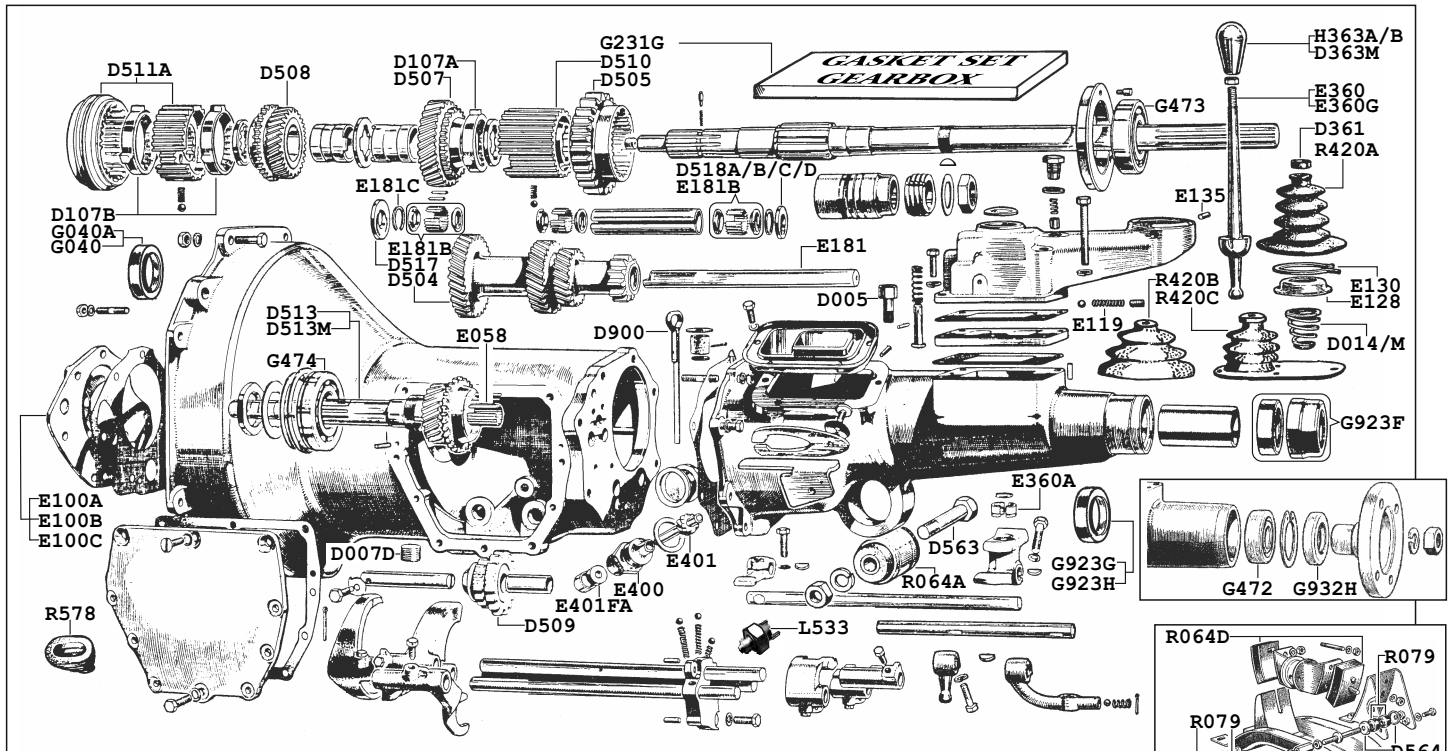


## CLUTCH

D004A	Clutch tool 10 spline	D407E	Bushes-pr clutch fork pivot early ZA 3/8"
D004B	Clutch tool 23 spline 1600 Mk II	D407F	Bushes-pr clutch fork pivot late ZA/B 1/2"
D012	Clutch release bearing	D408	Pushrod-slave cylinder MGA
D033A	Circlip-clutch fork each	D408D	Pushrod-slave cylinder ZA/B & 15/50
D010BX	Clutch plate MGA 1500/1600 & 15/50 exchange	D409	Clevis pin-clutch pushrod
D010DX	Clutch plate 23 spline 1600 Mk II exchange	D410	Clutch pedal MGA RHD
D013BX	Clutch cover exchange	D410L	Clutch pedal MGA LHD
D402	Slave cylinder-clutch MGA	D411	Lever-clutch release MGA 1500
D402AX	Clutch slave cylinder ZA/B & 15/50 exchange	D411A	Lever-clutch release MGA 1600 & Mk2
D402BX	Clutch slave cylinder W4/44 exchange	D411B	Lever-clutch release ZA/B & 15/50
D403	Repair kit slave cylinder ZA/B & 15/50	F562	Bolt 3/8" UNF x 1 7/8"-slave cylinder
D403D	Repair kit slave cylinder MGA	K002E	Bleed nipple
D404	Flexible hose-slave cylinder	K003E	Banjo-slave cylinder
D405A	Clutch pipe RHD MGA	K189D	Bolt-banjo
D405B	Clutch pipe LHD MGA	K534A	Copper washer-brake/unions medium
D405C	Clutch pipe LHD ZA/B & 15/50	K575	Nut-brake hose
D405D	Clutch pipe RHD ZA/B & 15/50	K575A	Shakeproof washer
D406	Bolt-clutch to flywheel (6 needed)	K935D	Spring-brake/clutch pedal MGA
D407A	Bolt and nut-clutch pivot MGA	K935E	Spring-brake/clutch pedal ZA/B & 15/50
D407B	Bush-clutch pivot MGA	R066D	Pedal pad-MGA
D407C	Bolt-clutch fork pivot early ZA 3/8"	R066E	Pedal pad-ZA/B 4/44 & 15/50
D407D	Bolt-clutch fork pivot late ZA/B 1/2"	R578	Cover-clutch lever MGA







There were a number of changes during production, and it is not unusual to find that a later unit has been fitted. It is best to check the following points for identification.

1) **Front oil seal** Some very early cars before engine 7981 used an oil return scroll instead of an oil seal.

2) **Front casing**

[a] Some cars up to engine no.15GDI01 (MGA) used UNF threads, changing at gearbox no.A916 to UNC threads which were less easily damaged.

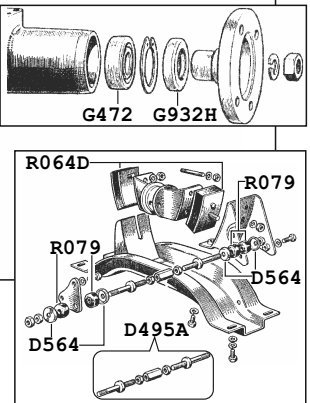
[b] Starter motor was moved at engine 15GDI01 (MGA) to a higher position, with a cut-out in the RH foot ramp.

[c] MGA 1600 Mk II models used a ribbed casing and thicker bosses on engine mount flange.

3) **Oil seal rear\***

[a] Gearboxes before number A101 used oil seal part no.G923F with felt and lip seal inside a metal case-see illus.

[b] From gearbox A102 a seal was fitted inside the gearbox alloy housing, part no.G923G see illus. However, the size of this housing was enlarged at engine 15GDI01 (MGA) to accommodate a flange instead of the previous splined propshaft drive. The seal was therefore changed again to a larger internal version part no.G923H see illus.



D005	Breather plug	D900	Dipstick-gearbox oil
D007D	Drain plug	E058	Roller set-input shaft (18)
D014/M	Spring-gear lever base	E100A	Front cover-non oil seal type ZA/W5
D106D	Gearbox repair service MGA	E100B	Front cover-oil seal type MGA
D106E	Gearbox repair service ZA/B & W15/50	E100C	Front cover-oil seal type ZA/B/W5
<i>Let us quote for overhauling your gearbox. Our engineer has many years experience &amp; can often minimise the cost by carrying out just the repairs needed to your unit</i>			
D107A	Syncro ring-2nd gear	E119	Spring-operating shaft MGA
D107B	Syncro ring 3rd and 4th gear	E128	Cover-gear lever-lower
D361	Chrome ring-gear lever gaiter	E130	Circlip-gear lever (lower)
D495A	Steady link-ZA/B W4/5	E135	Pin-gear lever to housing (2)
D504	Laygear cluster	E181	Layshaft
D505	First speed gear	E181B	Roller cage-layshaft (3 needed)
D507	Second speed gear	E181C	Circlip-needle roller
D508	Third speed gear	E360	Gear lever MGA
D509	Reverse gear	E360A	Bush-gear lever-replacement
D510	Sliding hub-1st and 2nd gear	E360C	Gear lever ZA/B & 15/50
D511A	Sliding hub and dog 3rd and 4th gear	E400	Housing-speedo drive
D513	First motion shaft except 1600	E401	Shaft & gear-speedo drive MGA/Z/W5
D513M	First motion shaft Mk II	E401FA	Seal-speedo pinion
D517	Thrust-laygear front	G040	Oil seal-1st motion shaft
D518A	Thrust-laygear rear 0.155	G040A	Oil seal-1st motion shaft-early (modified) ZA/B & 15/50
D518B	Thrust-laygear rear 0.157	G231G	Gasket set for gearbox
D518C	Thrust-laygear rear 0.160	G472	Bearing- MGA flanged mainshaft
D518D	Thrust-laygear rear 0.163	G473	Bearing-gearbox mainshaft
D563	Bolt/nut-gearbox mount	G474	Bearing-1st motion shaft
D564	Cup washer ZA/B & W15/50	G923F	Seal-cap type gearbox rear*
D800	Laygear conversion	G923G	Seal-gearbox rear 49MM OD *
<i>As original laygears are not readily available this kit contains a later laygear and layshaft assembly, which will mesh perfectly with standard MGA or Magnette gears. However, owing to the slightly larger diameter of the layshaft, it is necessary to ream the layshaft holes in the gearbox casing to suit the new shaft.</i>			
D801	Close ratio gear set complete	G923H	Seal-gearbox rear 63MM OD-flanged mainshaft*
<i>Gearbox casing needs reaming to accept larger Layshaft-see details under D800 above.</i>			
		H363A	Knob-gear lever-wood "MG" motif
		H363B	Knob-gear lever-leather "MG" motif
		L533	Switch-reverse lamp Z/W5
		R064A	Mount-gearbox MGA
		R064D	Mounts-gearbox ZA/B & W4/5
		R079	Bush-steady link ZA/B & W4/W15
		R420A	Gear lever gaiter MGA
		R420B	Gear lever gaiter round ZA/B & W5
		R420C	Gear lever gaiter oval ZA/B & W5
		R578	Cover-clutch lever MGA**

\*See note 3 for different types

\*\*There is no rubber cover on ZA/B & W5

## & Wolseley 15/50 5 Speed Conversion Kit

We can supply a 5-speed conversion kit for the MGA ZA and ZB Magnette and the Wolseley 15/50.

This modification completely transforms the performance especially at cruising speeds when the fifth gear allows a reduction of around 1200 rpm giving a greater economy and far less stress on both the car and driver! The kit uses an all synchromesh Ford Type 9 Sierra gearbox which is faster and smoother than the original.

E250 Ford Type 9 gearbox      E250H MGA Conversion Kit      E250J ZA/B, Wolseley 15/50 Conversion Kit

### The Kit Comprises:

- 1 Cast aluminium Bell Housing
- 2 Clutch release lever pivot and bolt
- 3 Gasket, Bell Housing to gearbox
- 4 Extended Spigot bush
- 5 Rear rubber gearbox mounting
- 6 Cross member spacers (2)
- 7 Gear lever assembly

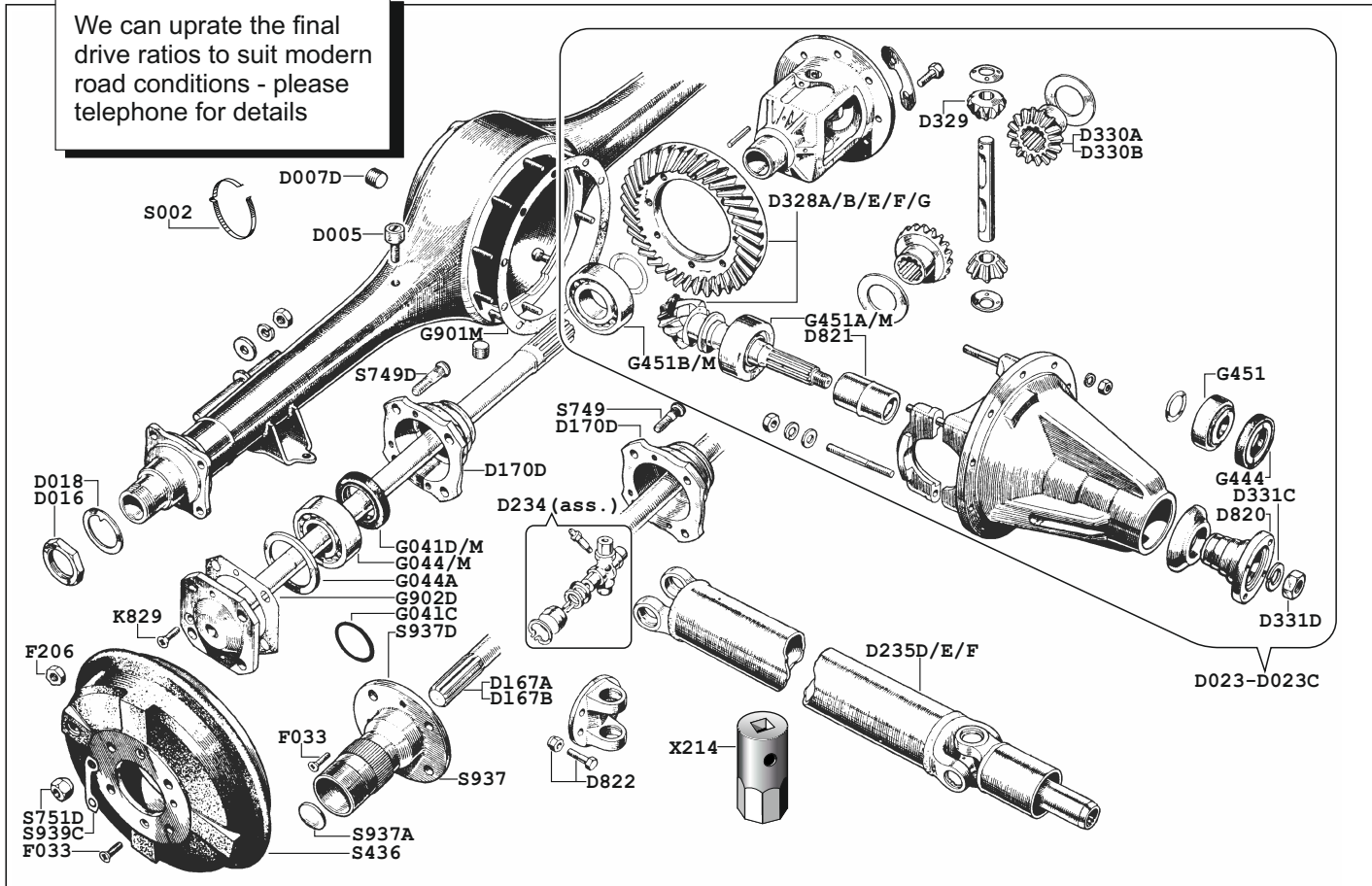
For the Magnette & Wolseley the clutch slave cylinder is mounted under the bell housing and the hydraulics moved. The MGA clutch lever is used (we can supply).

All types of 'B' Series engine can be accommodated. We need to know exact engine specification to supply correct kit. The vehicle speedometer will need re-calibrating. Instructions on how to get this work carried out are supplied with the kit. Please request a form which must be completed to ensure that you are supplied with exactly the right kit for your vehicle.



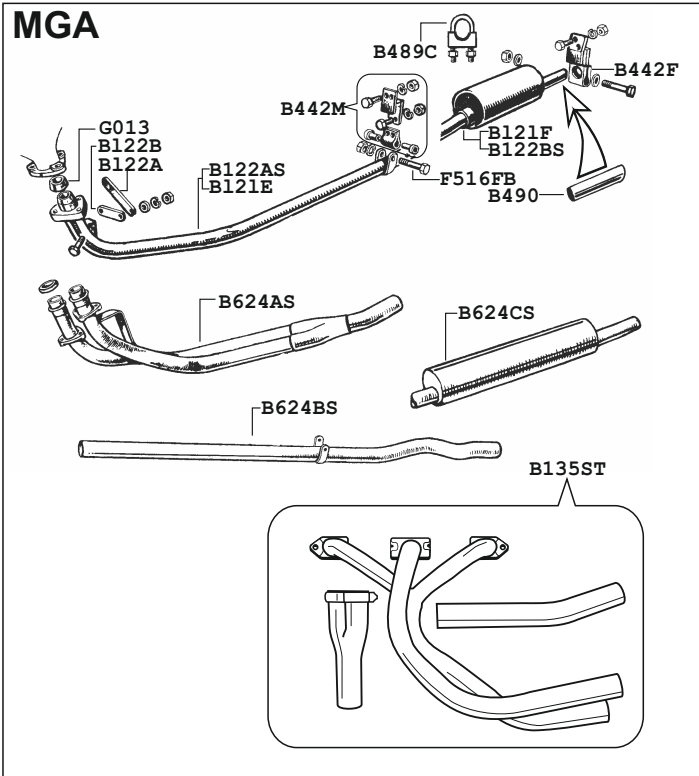


We can uprate the final drive ratios to suit modern road conditions - please telephone for details



D005	Breather plug	1	D330A	Gear-differential 10 Spline	2
D007D	Plug-drain+filler	2	D330B	Gear-differential 25 Spline	2
D016L	Locknut-rear axle bearing LHS (LH thread)	1	D330C	Gear-differential 26 Spline	2
D016R	Locknut-rear axle bearing RHS (RH thread) **	1	D331C	Washer-pinion flange	1
** Early cars used RH on both sides - check when ordering					
D018	Lock washer-rear axle bearing	2	D331D	Nut-pinion flange	1
D023	Differential assembly 8:39 (4.875) used	1	D820	Flange-differential	1
D023A	Differential assembly 9:41 (4.55) used	1	D821	Spacer-pinion shaft	1
D023B	Differential assembly 10: 43 (4.3) used	1	D822	Bolt & nut set-propshaft flange	2
D023C	Differential assembly 10:41 (4.1) used	1	G044A	Spacer-rear bearing	2
D167A	Half shaft-w/wheel 10 spline inner end MGA	2	G044M	Bearing-rear hub	2
D167B	Half shaft-w/wheel 25 spline inner end MGA	2	G045D	Oil seal-rear hub	2
D167BB	Half shaft-w/wheel 26 spline inner end MGA	2	G046	'O' ring-rear hub	2
D167CZ	Half shaft-wire wheel 10 spline inner end ZA/B	2	G444	Oil seal-differential	1
D167D	Half shaft-disc wheel 10 spline MGA	2	G451	Bearing-pinion front	1
D167DZ	Half shaft-disc wheel 10 spline ZA/B	2	G451A	Bearing-pinion rear	1
D167E	Half shaft-disc wheel 25 spline MGA	2	G451B	Bearing-differential carrier	2
D167EE	Half shaft-disc wheel 26 spline MGA	2	G901D	Gasket-differential carrier	1
D170D	Inner hub-disc wheel	2	G902D	Gasket-rear hub	2
D170E	Inner hub-Wire wheel	2	S002	Strap-brake pipes	1
D234	Universal joint-propshaft	2	S436	Brake drum	2
D235D	Prop/shaft-MGA 1500 (to Chassis 20752)		S749	Stud-wire wheel	8
D235E	P/shaft MGA1500 (Fr Ch 20752), 1600		S749D	Stud-disc wheel	8
D235F	P/Shaft 2 Flange-MGA1600, MGA1600 Mk2		S751D	Nut-(disc) road wheel	8
D328A	Crwn wh & pin 4.3 MGA1500/1600/Twin Cam	1	S937A	Core plug-wire wheel hub	2
D328B	Crown wheel & pinion 4.1 MGA1600 Mk2	1	S937DL	Hub-rear-wire wheel LH	1
D328E	Crown wheel & pinion 3.9 MGA Optional	1	S937DR	Hub-rear-wire wheel RH	1
D328F	Crown wheel & pinion 4.875 ZA W5	1	S939C	Lock tab set-rear brake drums (wire wheels only)	1
D328G	Crown wheel & pinion 4.55 ZB	1	X214	Box spanner-rear hub locknut	1
D329	Pinion-differential	2			



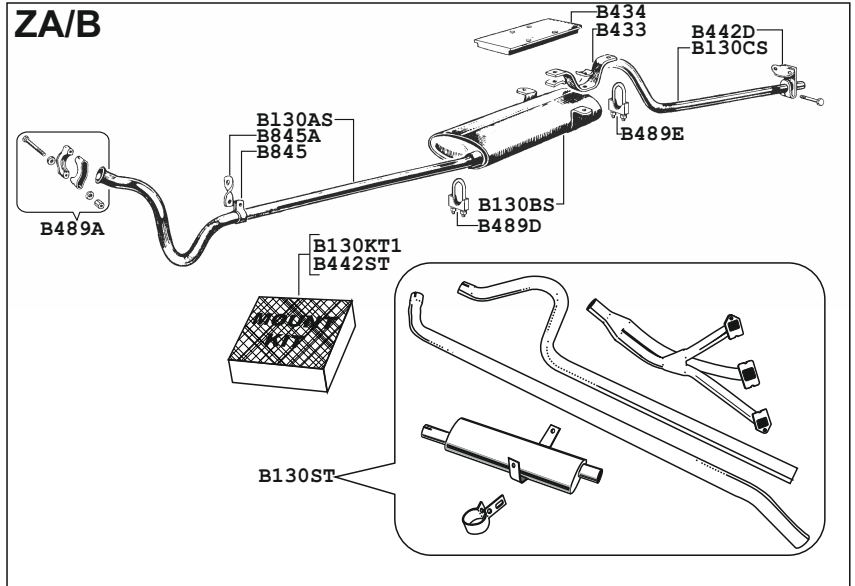


**EXHAUST - MGA**

- B121E Front pipe-mild steel
- B121F Silencer-mild steel
- B122 Complete exhaust-stainless
- B122A Support strap-upper
- B122AS Front pipe-stainless steel
- B122B Support strap-lower
- B122BS Silencer-stainless steel
- B135ST Tubular EX manifold MGA S/S
- B135D Silencer - Special sports MGA S/S
- B442F Exhaust mount rear
- B442M Exhaust mount (intermediate) complete
- B489C Exhaust clamp 1 7/8" front
- B490 Chrome tail pipe trim 1 5/8"
- B624AS Front pipe-stainless steel Twin Cam
- B624BS Link pipe-stainless steel Twin Cam
- B624CS Silencer-stainless steel Twin Cam
- G013D Gasket-exhaust flange
- X364 Exhaust paint-black(aerosol)

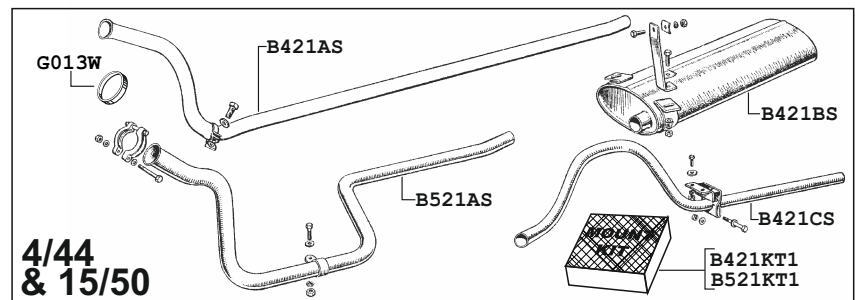
**EXHAUST - ZA/B**

- B130 Complete exhaust-stainless
- B130AS Front pipe-stainless
- B130BS Silencer-stainless
- B130CS Tailpipe-stainless
- B130KT1 Mount Kit-standard sys-stainless
- B130ST Complete exhaust with tubular manifold-uprated-suitable for all engines up to 1800cc
- B433 Mount straps-silencer pair
- B434 Heat shield-silencer
- B442D Exhaust mount rear
- B442B Bolt & nut exhaust mount
- B442ST Mount kit-for B130ST
- B489AS Exhaust clamp-front pipe
- B489DS Exhaust clamp 1 5/8" front
- B489ES Exhaust clamp 1 1/2" rear
- B845 Support clamp-front pipe
- B845A Bracket-front pipe



**EXHAUST - WOLSELEY 4/44 & 15/50**

- B421AS Front pipe-stainless 4/44
- B421BS Silencer-stainless 4/44 & 15/50
- B421CS Tailpipe-stainless 4/44 & 15/50
- B421KT1 Mount Kit-stainless 4/44
- B489A Exhaust clamp-front pipe 15/50
- B489DS Exhaust clamp 1 5/8" front
- B489FS Exhaust clamp 1 3/8" rear
- B521AS Front pipe-stainless 15/50
- B521KT1 Mount Kit-stainless 15/50
- B845 Support clamp-front pipe
- B845A Bracket-front pipe
- G013W Gasket-front pipe 4/44





**Front**

**Rear**

**MGA**

**Z**

**BRake PIPE SET**

**Metal brake pipes-car sets**


**K001AA MGA 1500**  
**K001AF ZA-ZB**

**K001AB MGA 1600+Mk 2**  
**K001AG ZB Varitone**

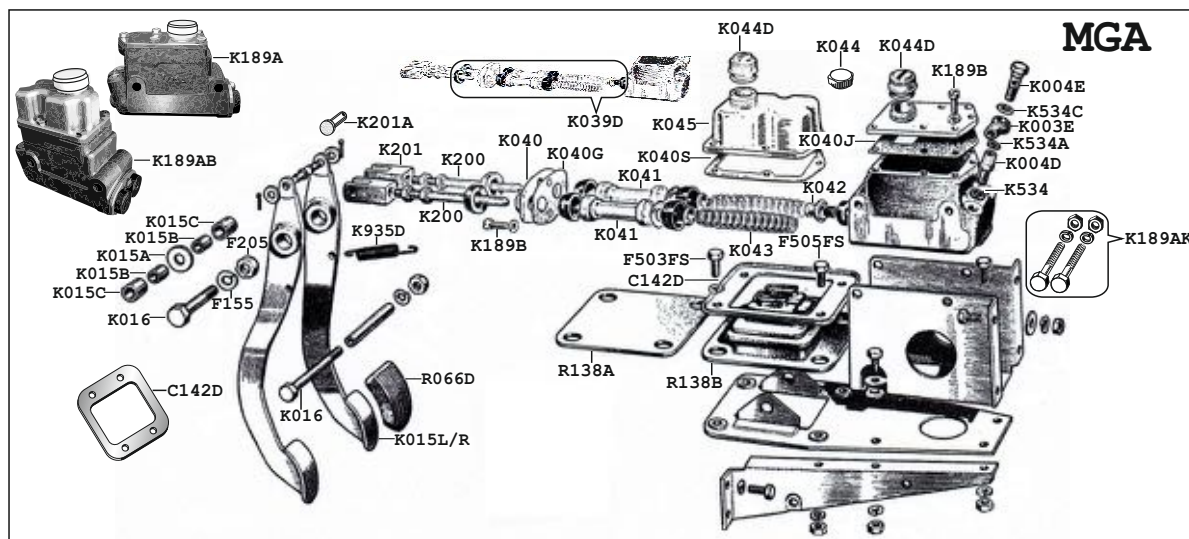
**K951 Servo Kit + Fittings MGA**  
**Z Series Wolseley 4/44 & 15/50**

F705	Split pin-cable clevis	5
F805	Clip-pipe to chassis	AR
F807	Clip-pipe to differential case	1
K001A	Union 3-way BSF Z, W+early MGA 1500	1
K001B	Union 4-way BSF Z, W+early MGA 1500	1
K001C	Tube nut BSF	
K001H	Tube nut UNF	
K001J	Union 4-way UNF MGA	1
K001K	Union 3-way UNF	1
K002	Bleed screw BSF early Z, W	4
K002D	Bleed screw 3/8" UNF MGA, Z	4
K003	Single banjo MGA, Z, W (W4 & W5a uses 5)	3
K003F	Right angle banjo-LHD Z, W	1
K004	Straight union Z, W	3
K004D	Adaptor-master cylinder clutch MGA	1
K006	Double banjo union BSF MGA	2
K006A	Double banjo union UNF MGA	2
K010	Silicone brake fluid 1 litre	AR
<i>Lubricates and preserves rubber, does not attack paintwork. 1 Litre fills system.</i>		
K034DX	Brake shoes set 4 exchange MGA, Z	2
K035D	Hose-MGA Ft & Rr 1500, Rr Only 1600 & MkII	3
K035DS	Brake hose - Stainless (set of 3)	1
K035F	Hose-MGA 1600 & MkII	2
K035FS	Hose-stainless (set of 3)-MGA 1600 & MkII	2
K035G	Hose front/rear-Z, W5b	3
K035GS	Hose-stainless front/rear (set of 3)-Z, W5b	1
K036	Locking plate-hose MGA 1600+Mk 2	2
K037C	Repair kit-frt cylinder MGA, Z, W5b	4
K037D	Repair kit-caliper MGA 1600+Mk 2	2
K038	Repair kit-rear wheel cylinder	2
K114L	Front wheel cylinder LH MGA, Z, W5b	2
K114R	Front wheel cylinder RH MGA, Z, W5b	2
K114S	Set screw-front wheel cylinder-special head	4
K183	Steady spring-rear brake shoe	4
K188	Rear wheel cylinder(K188A not inc)	2
K188A	Gaiter-rear wheel cylinder	2
K202D	Brake linings/rivets set-4 MGA, Z	2
K314	Abutment-rear brake shoe	2
K401	Brake pad set MGA 1600+Mk 2	1
K401A	Brake pads uprated MGA 1600+Mk 2	1
K401B	Clip-brake pads MGA 1600+Mk 2	2
K401C	Pin-brake pads MGA 1600+Mk 2	2
K402A	Brake pads uprated "Greenstuff" for K950	1
K534	Copper washer-brake unions small	AR
K534A	Copper washer-brake unions medium	AR
K534C	Copper washer-brake unions large	AR
K575	Nut-hose MGA, Z, W F+R, Mk 2 rear	3/1

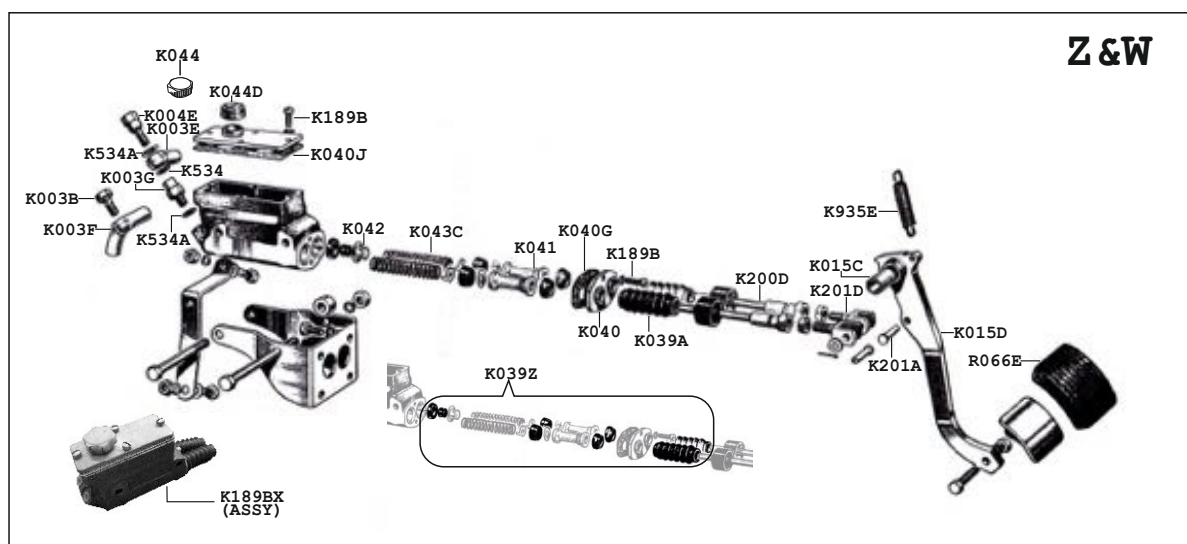
K575A	Shakeproof washer MGA, Z, W	3/1
K575B	Nut-front hose MGA 1600+Mk 2	2
K575C	Lock washer-fr hose MGA 1600+Mk 2	2
K593A	Piston-replacement MGA 1600+Mk 2	2
K593B	Stud-caliper mount MGA 1600+Mk 2	2
K593C	Bolt-caliper mount MGA 1600+Mk 2	2
K593CL	Lockplate-caliper LH MGA 1600+Mk 2	1
K593CR	Lockplate-caliper RH MGA 1600+Mk 2	1
K593XL	Caliper assembly LH MGA 1600+Mk 2 exch	1
K593XR	Caliper assembly RH MGA 1600+Mk 2 exch	1
K594	Front brake disc MGA 1600+Mk 2	2
K594Z	Bolt+nut+washer disc to hub conv	8
K595	Union bolt-caliper MGA 1600+Mk 2	2
K871G	Pull-off spring large MGA, Z	6
K871K	Pull-off spring small rear MGA, Z	2
K932A	Mask-brake adjuster	6
K932B	Adjuster-brake shoe	6
K950	Disc brake conversion	1
K950D	Disc brake conversion-disc wheels MGA 1500	1
K950E	Disc brake conversion-wire wheels MGA 1500	1
K951	Servo kit+fittings MGA, Z, W	1
S002	Strap-pipe to axle MGA, Z, W	1



**K950 Front Disc Brake Conversion for the MG Z Series Model from the standard drum brakes**  
In today's traffic conditions, the extra safety, stopping power and lack of brake fade is well worth the investment.



C142D	Plate-pedal draught excluder	1	K042	Non return valve-master cylinder	2
F155	Spring washer 3/8"	AR	K043	Spring-master cylinder	2
F205	Full nut 3/8"	AR	K044	Plastic cap-master cylinder	1
F503FS	Set Screw 5/16" UNF x 3/4"	AR	K044D	Metal cap-master cylinder-original style	1
K003E	Banjo-M/cylinder clutch	1	K045	Top-master cylinder 1600+Mk 2	1
K004D	Adaptor-master cylinder clutch	1	K189A	Master cylinder 1500	1
K004E	Banjo bolt-master cylinder	1	K189AB	Master cylinder assembly 1600+Mk 2	1
K015A	Distance washer-brake pedal	1	K189AK	Fixing Kit-master cylinder	1
K015B	Spacer-pedal shaft	2	K189B	Screw-m/cylinder top & end plate	9
K015C	Bush-pedal shaft	2	K200	Pushrod-master cylinder	2
K015L	Brake pedal LHD	1	K201	Fork-master cylinder pushrod	2
K015R	Brake pedal RHD	1	K201A	Clevis pin-master cylinder	2
K016	Bolt-pedal pivot	1	K534	Copper washer-brake unions small	AR
K039D	Repair kit-master cylinder	1	K534A	Copper washer-brake unions medium	AR
K040	End plate-master cylinder	1	K534C	Copper washer-brake unions large	AR
K040G	Gasket-master cylinder end plate	1	K935D	Return spring-pedals	2
K040S	Gasket-master cylinder top	1	R066D	Pedal pad-brake/clutch	2
K041	Piston-master cylinder	2			

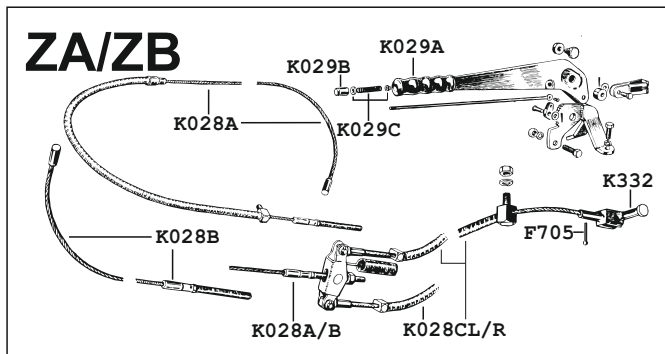
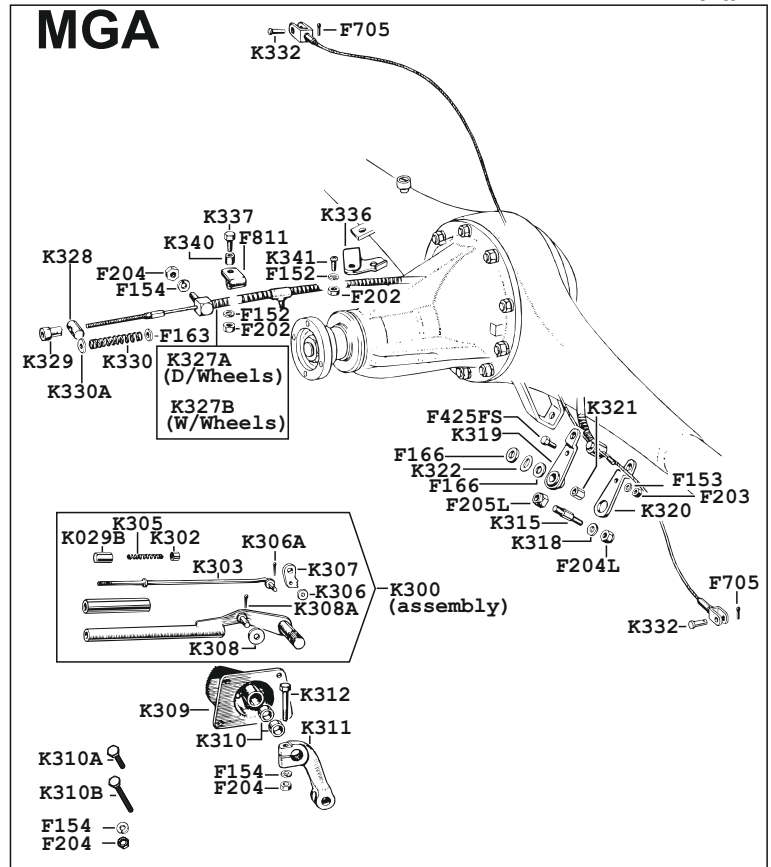


K003G	Adaptor-clutch pipe-M/cylinder Z, W	1	K044	Plastic cap-master cylinder	1
K004E	Banjo bolt-master cylinder	1	K044D	Metal cap-master cylinder-original style	1
K015C	Bush-pedal shaft	2	K189B	Screw-m/cylinder top & end plate	6
K015D	Brake pedal RHD Z, W	1	K189BX	Master cylinder exchange ZA/B	1
K039A	Gaiter-master cylinder Z, W	2	K200D	Pushrod-master cylinder ZA/B	2
K039Z	Repair kit-master cylinder	1	K201A	Clevis pin-master cylinder	2
K040	End plate-master cylinder	1	K201D	Fork-master cylinder pushrod Z, W	2
K040G	Gasket-master cylinder end plate	1	K534	Copper washer-brake unions small	AR
K040J	Gasket-master cylinder top Z, W	1	K534A	Copper washer-brake unions medium	AR
K041	Piston-master cylinder Z, W	2	K534C	Copper washer-brake unions large	AR
K042	Non return valve-master cylinder	2	R066E	Pedal pad-brake/clutch Z, W	2
K043C	Spring-master cylinder	2			



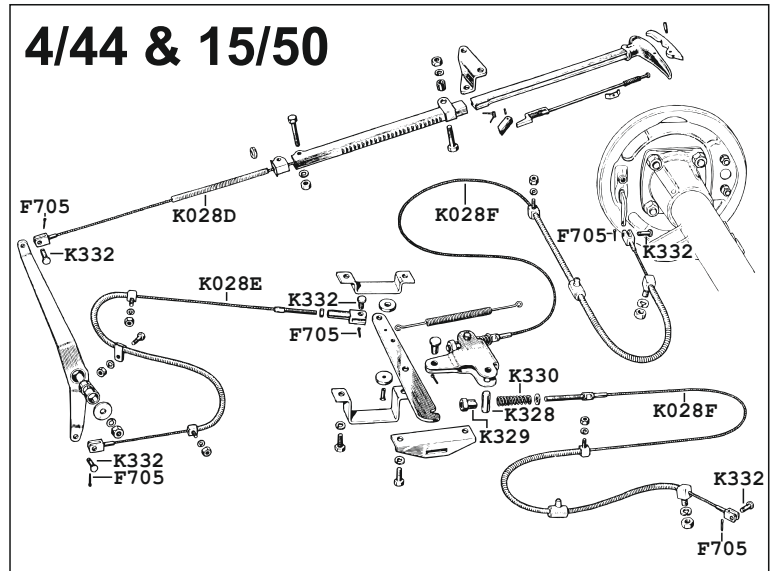
### HANDBRAKE-MGA

F152	Spring washer-3/16"	AR
F153	Spring washer-1/4"	AR
F154	Spring washer-5/16"	AR
F163	Plain washer-1/4"	AR
F166	Plain washer-7/16"	AR
F202	Nut-3/16" UNF	AR
F203	Nut-1/4" UNF	AR
F204	Nut-5/16" UNF	AR
F204L	Nut-5/16" UNF-self locking	AR
F205L	Nut-3/8" UNF-self locking	AR
F452FS	Set screw-1/4" UNF X 5/8"	AR
F705	Split pin-cable to wheel cylinder	2
F811	Clip-cable to battery tray	1
K029B	Knob for handbrake lever	1
K300	Handbrake lever assembly	1
K302	Bush-handbrake lever	1
K303	Pawl rod for handbrake lever	1
K305	Spring for pawl rod	1
K306	Washer for pawl rod	1
K306A	Split pin for pawl rod	1
K307	Pawl for handbrake	1
K308	Washer for handbrake lever	1
K308A	Split pin for handbrake lever	1
K309	Fulcrum and ratchet assembly	1
K310	Bush for handbrake fulcrum	1
K310A	Short screw handbrake to body	5
K310B	Short screw handbrake to body	3
K311	Lever fulcrum to cable	1
K312	Bolt for fulcrum lever	1
K315	Pivot pin for cable compensator	1
K318	Plain washer for pivot pin	1
K319	Inner lever for compensator	1
K320	Outer lever for compensator	1
K321	Bush for compensator lever	1
K322	Anti rattle washer for compensator	1
K327A	Handbrake cable-disc wheels	1
K327B	Handbrake cable-wire wheels+T/Cam	1
K328	Trunnion for handbrake cable	1
K329	Adjuster nut for front of cable	1
K330	Spring for front of cable	1
K330A	Large washer for spring cable	1
K332	Clevis pin cable to wheel cylinder	2
K332A	Split pin for cable clevis	2
K336	Clip-cable 3-way to axle	1
K337	Screw-cable clip	1
K340	Spacer-cable clip	1
K341	Screw 3-way piece	1



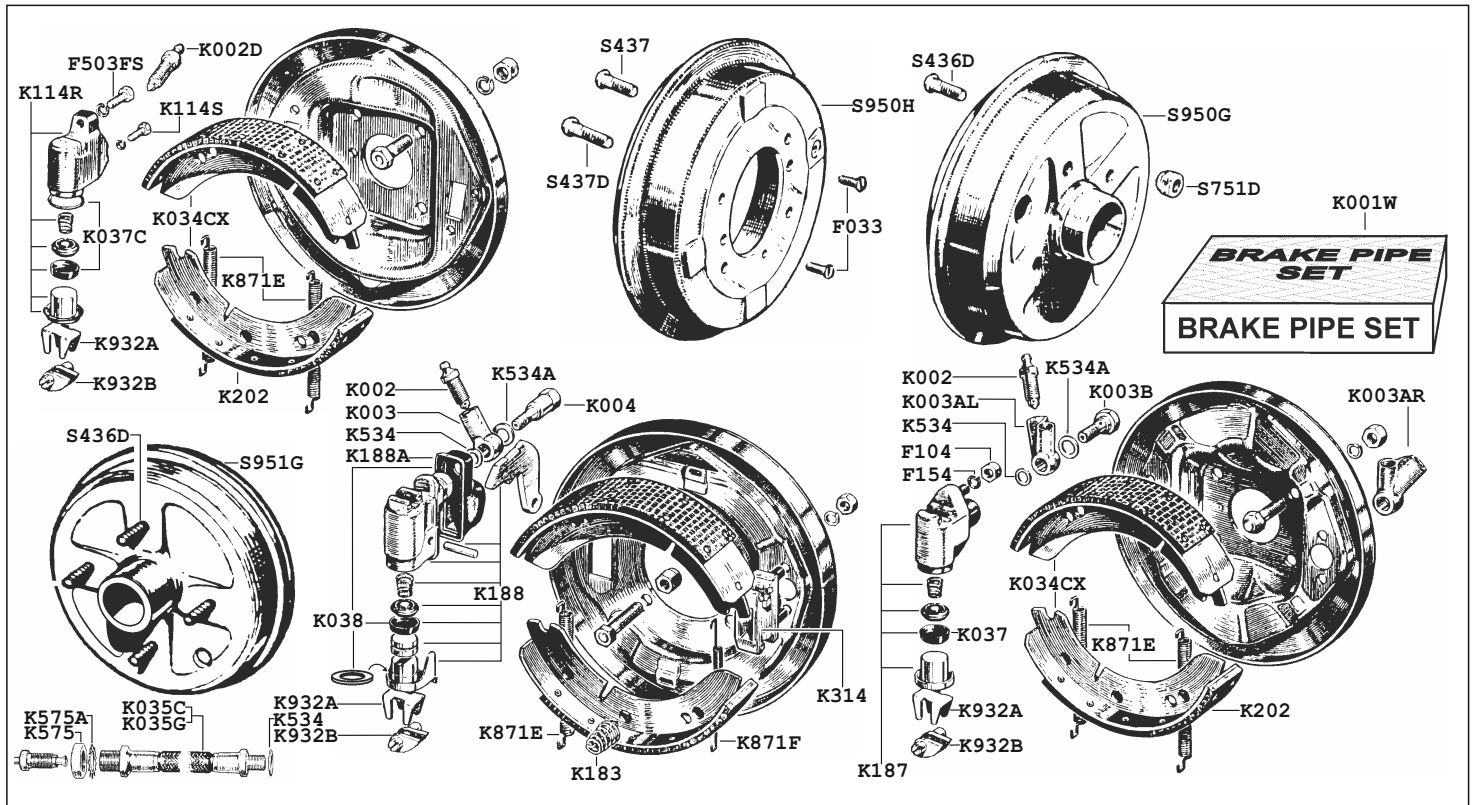
### HANDBRAKE-ZA/ZB

F705	Split pin-cable clevis	2
K028A	Front cable ZA to car no.1150	1
K028B	Front cable ZA/B from car no.1151	1
K028CR	Handbrake cable-rear (long) RH	1
K028CL	Handbrake cable-rear (short) LH	1
K029A	Grip handle for handbrake	1
K029B	Chrome knob for handbrake lever	1
K029C	Spring and washer set-handbrake	1
K332	Clevis pin-handbrake cable	2



### HANDBRAKE-4/44 & 15/50

F705	Split pin-cable clevis	5
K028D	Cable-handle to relay lever	1
K028E	Cable-relay lever to rear lever	1
K028F	Cable-rear to wheel cylinder	2
K328	Trunnion-cable adjuster	2
K329	Adjuster nut-rear cables	2
K330	Spring-cable adjuster	2
K332	Clevis pin-handbrake cable	5



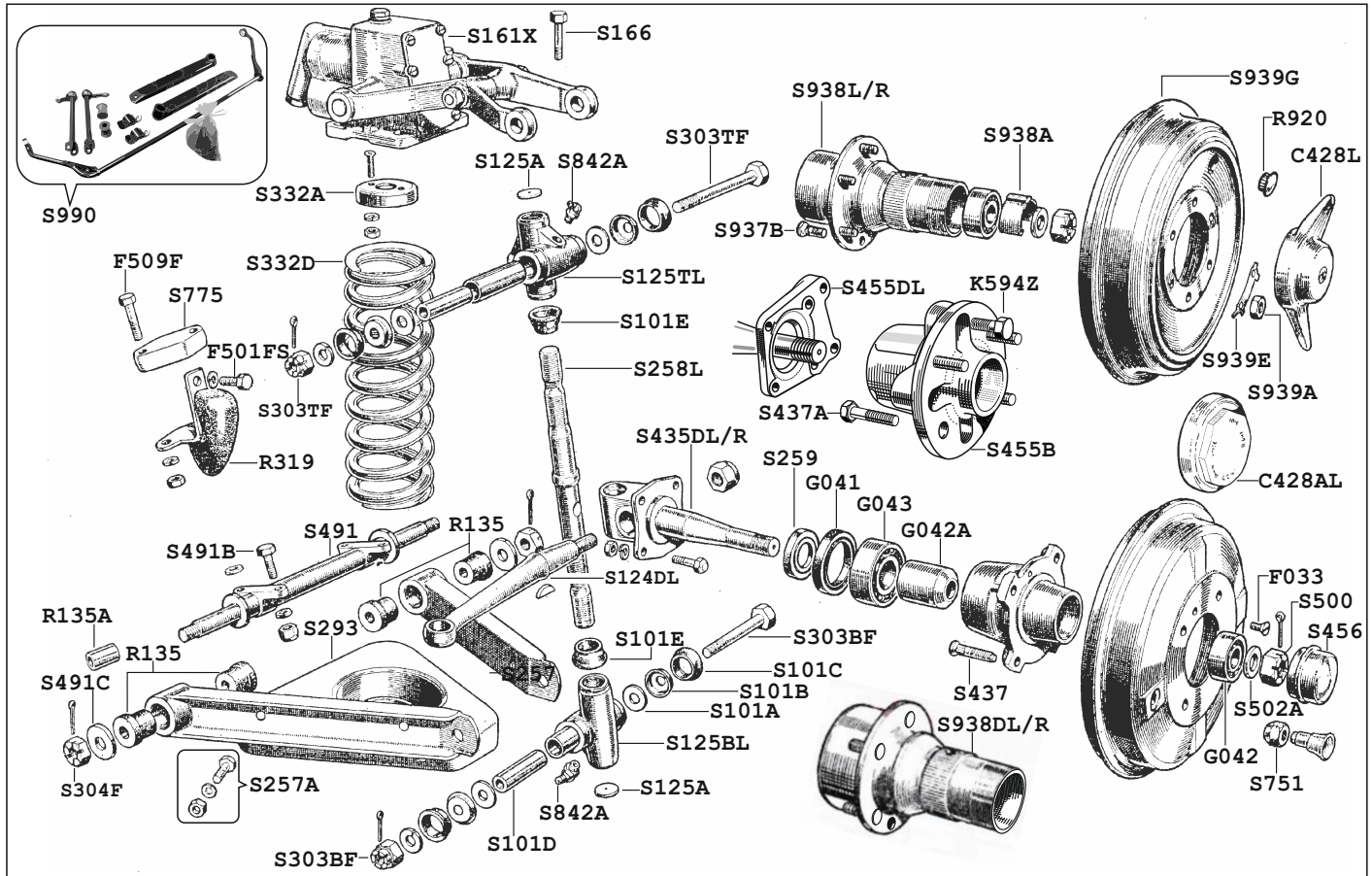
## BRAKING SYSTEM WOLSELEY 4/44 & 15/50

(See page 20 for master cylinder etc) On the 15/50 after car 35857 alloy front wheel cylinders were changed to cast iron, these will not fit early cars. This took place with a change of rear axle from the Nuffield type to BMC "B" series, which utilised separate brake drums and hubs instead of one piece units. W5a (early), and W5b (late) are used to signify types in the listing.

F033	Screw-late brake drums to hub W5	8	K183	Anti-rattle spring-rear shoes	4
F104	Nut-early front wheel cylinder	4	K187	Alloy front wheel cylinder W4, W5a	4
F154	Spring washer-early f/w cylinder	4	K188	Rear wheel cylinder W4, W5a+b	2
F503FS	Set Screw 5/16" UNF x 3/4"	4	K188A	Rubber gaiter-R/wheel cylinder	2
K001W	Brake pipe set W4, W5	1	K202	Linings & rivets-set 4	2
K002	Bleed screw-rear & early front	4/2	K314	Abutment bracket-rear brake shoes	2
K002D	Bleed screw-late front (UNF)	2	K534	Copper washer-unions/hoses-small	9
K003	Banjo connector-rear w/cylinder	2	K534A	Copper washer-unions-medium	6
K003AL	Banjo 2-way LH front+RH rear**	2	K575	Nut-brake hose	3
K003AR	Banjo 2-way RH front+LH rear**	2	K575A	Shakeproof washer-brake hose	3
K003B	Union bolt-front wheel cylinder**	4	K871E	Pull-off spring, large	6
<b>**W4 &amp; W5a only</b>					
K004	Straight union-rear W/cylinder	2	K871F	Pull-off spring, small	2
K034CX	Brake shoes lined exchange-set 4	2	K932A	Mask-brake adjuster	6
K035C	Hose, front or rear W4, W5a	3	K932B	Adjuster-brake shoe	6
K035G	Hose, front or rear W5b	3	K950W	Disc brake conversion	1
K037	Repair cup front W/cylinder W4/W5a	4	S436D	Wheel stud 4/44 + early 15/50	16
K037C	Repair kit front W/cylinder W5b	4	S437	Wheel stud-late 15/50 front	8
K038	Repair kit rear W/cylinder W4/5a+b	2	S437D	Wheel stud-late 15/50 rear	8
K114L	F/wheel cylinder LH W5b	2	S751D	Road wheel nut W4/5	16
K114R	F/wheel cylinder RH W5b	2	S950G	Front brake drum/hub unit (early)	2
K114S	Set screw - front wheel cylinder	4	S950H	Brake drum-late 15/50 front/rear	4
			S951G	Rear brake drum/hub unit (early)	2

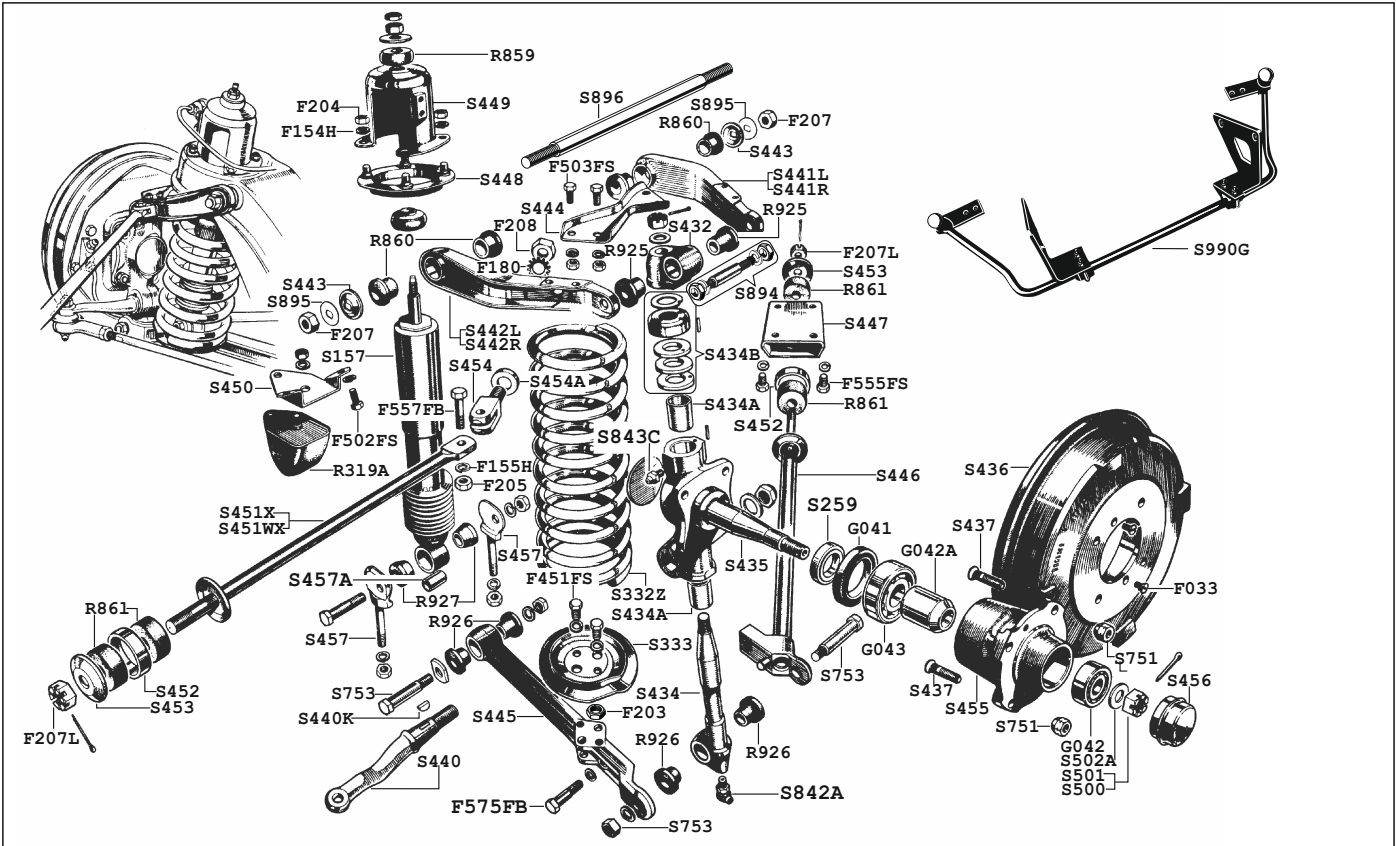






C428L	Knock-off spinner LH	2	S303TF	Bolt+nut-swivel link-top	2
C428R	Knock-off spinner RH	2	S304F	Nut-wishbone pivot	4
C428AL	Octagonal spinner LH	2	S332D	Coil spring	2
C428AR	Octagonal spinner RH	2	S347	Bush-swivel link (inc w/S125)	4
C628L	Knock-off sp LHT/Cam+DeLuxe	2	S332A	Locating spigot-top coil spring	2
C628R	Knock-off sp RHT/Cam+DeLuxe	2	S435DL	St/axle LH MGA to chas 54246	1
G041	Oil seal-front hub	2	S435DR	St/axle RH MGA to chas 54246	1
G042	Outer bearing-front hub	2	S435EL	St/axle LH from chas 54247	1
G042A	Spacer-front wheel bearing	2	S435ER	St/axle RH from chas 54247	1
G043	Inner bearing-front hub	2	S436	Brake drum (disc wheel)	2
K594Z	Bolt, nut, washer disc to hub		S437	Stud for road wheel (drum brakes)	8
R135	Bush-lower wishbone	8	S437A	Stud for road wheel (disc brakes)	
R135A	Bush-w/bone heavy MG V8 type	4	S455	Hub 1500 for disc wheels	2
R319	Rebound bump stop rubber	2	S455B	Hub 1600 + Mk 2	2
R860D	Bush-factory anti-rollbar	2	S455DL	Caliper bracket 1600+Mk 2 LH	1
R920	Plug-wire wheel brake drum	8	S455DR	Caliper bracket 1600+Mk 2 RH	1
S101	Seal kit w/distance tubes	2	S456	Grease cap for front hub	2
	(contains S101A,B,C,D,E, for one side)		S491	Inner pivot bar	2
S101A	Thrust washer-link side	8		(Nut for ends is S304F)	
S101B	Seal support for S101C	8	S491B	Bolt and nut set-pivot bar	2
S101C	Seal-swivel link side	8	S491C	Washer for pivot bar ends	4
S101D	Distance tube-swivel link	4	S500	Nut for front hub LE	1
S101E	Seal - Swivel Pin	4	S501	Nut for front hub RH	1
S124AL	St/arm LH 1500 to chas 54246	1	S502A	Washer for front hub	2
S124AR	St/arm RH 1500 to chas 54246	1	S751	Nut-road wheel	8
S124BL	St/arm LH 1500 chas 54247 on	1	S775	Spacer for bump stop	2
S124BR	St/arm RH 1500 chas 54247 on	1	S842A	Grease nipple-swivel link	4
S124CL	St/arm LH 1600+Mk 2	1	S937B	Stud - W/W hub	
S124CR	St/arm RH 1600+Mk 2	1	S938A	Grease retainer	2
S124DL	Steering Arm LH (Used)	1	S938L	Front hub-wire wheel 1500 LH	1
S124DR	Steering Arm RH (Used)	1	S938R	Front hub-wire wheel 1500 RH	1
S125BL	Swivel link+bush LH bottom	1	S938DL	Frnt hub-w/wheel 1600+Mk 2 LH	1
S125BR	Swivel link+bush RH bottom	1	S938DR	Frnt hub-w/wheel 1600+Mk 2 RH	1
S125TL	Swivel link+bush LB top	1	S939A	Nut-w/wheel hub to br/drum	12
S125TR	Swivel link+bush RH top	1	S939E	Lock tab-w/wheel brake drum	6
S125A	Plug-link (md with S125)	4	S939G	Front brake drum-wire wheel	2
S161X	Shock absorber-recon exch	2	S990	Anti-roll bar kit	1
S161S	Surcharge if not sent w/order			<b>FIXINGS</b>	
S166	Bolt set-shock mounting	2	F033	Screw-d/wheel b/drum fr 1/2"	4
S257	Lower wishbone lever	4	F154	Spring washer 5/16"	AR
S257A	Bolt+nut set-wishbone assy	2	F204	Nut 5/16"UHF	AR
S258L	Swivel pin LH	1	F501FS	Bolt-bump stop to chassis	2
S258R	Swivel pin RH	1	F509FB	Bolt-bump stop to spacer	4
S259	Spacer-stub axle	2			
S293	Spring pan for wishbone	2			
S303BF	Bolt+nut-swivel link-bottom	2			

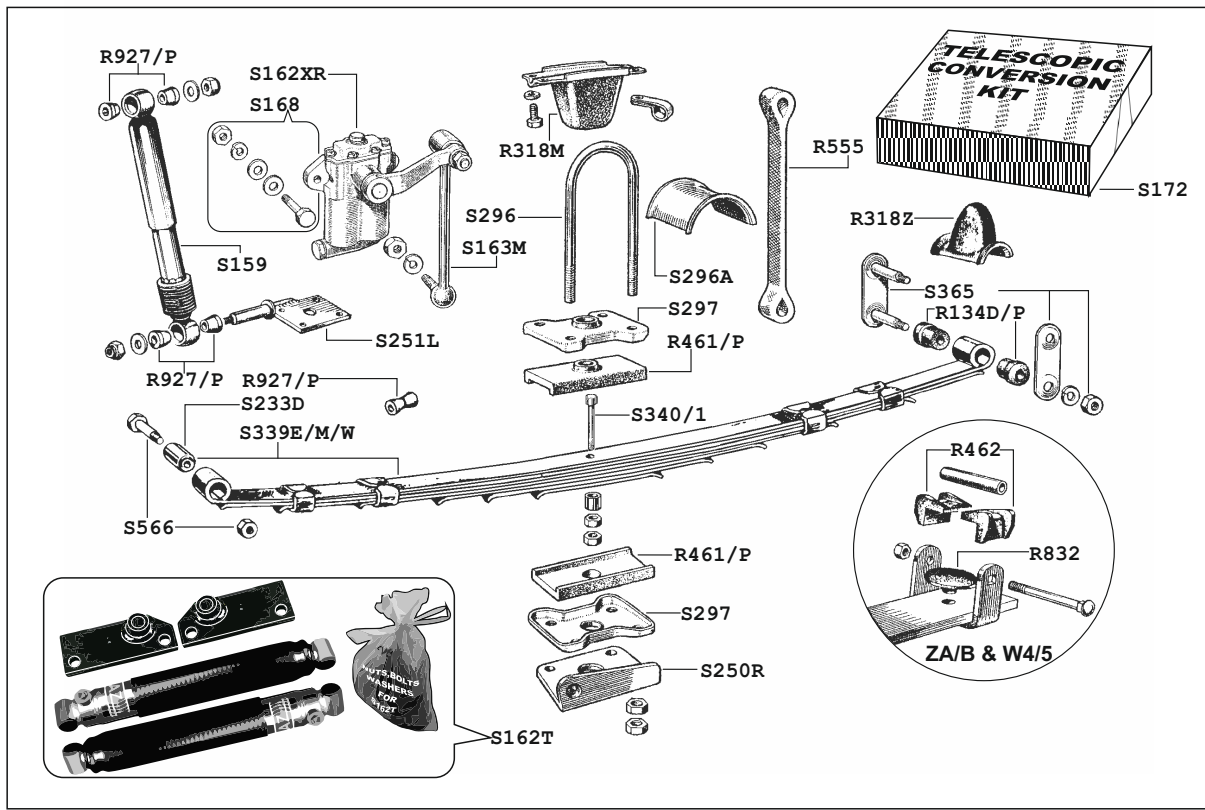
AR = As required



F033	Screw-countersunk-brake drum to hub	4	S434	Kingpin	2
F153	Washer-spring	12	S434A	Bush-kingpin	2
F154H	Washer-spring- heavy duty	A/R	S434B	Cap, shims, thrust kit for K/pin (per side)	2
F155	Washer-spring	2	S435WXL	Stub axle/k/p assembly LH W4/5 EX	2
F155H	Washer-spring-heavy duty	8	S435WXR	Stub axle/k/p assembly RH W4/5 EX	2
F156H	Washer-spring-heavy duty	2	S435XL	Stub axle/k/p assembly LH ZA/B EX	2
F167	Washer-kingpin top	2	S435XR	Stub axle/k/p assembly RH ZA/B EX	2
F168	Washer-plain	1	S436	Brake drum ZA/B	2
F179	Washer-shake proof	2	S437	Wheel stud	8
F180	Starwasher	2	S440K	Key-steering arm	1
F203	Nut 1/4" UNF		S440L	Steering arm-LH	1
F204	Nut-screw	8	S440R	Steering arm- RH	1
F204	Nut-bump rubber to bracket	2	S441L	Lever-suspension-upper-rear LH	1
F205	Nut-bolt	2	S441R	Lever-suspension-upper-rear RH	1
F207	Nut-pivot pin to cross member	4	S442L	Lever-suspension-upper-front LH	1
F207L	Nut-kingpin top	2	S442R	Lever-suspension-upper-front RH	1
F207L	Nut-tie bar	4	S443	Washer-top inner bush	4
F208	Nut-fork end	2	S444	Plate-wishbone link bridge	2
F209L	Nut-steering arm	1	S445	Arm-lower-suspension	2
F451FS	Screw-seat to lower arm-1/4" UNF	4	S446X	Tie bar-lower link to body bracket EX	2
F502FS	Screw-bracket to frame	6	S447	Bracket-tie bar to body ZA/B	2
F503FS	Screw-plate to link	8	S447W	Bracket-tie bar to body W4/5	2
F555FS	Screw-bracket to frame	8	S448	Base assembly-shock turret	2
F562FB	Bolt-tie rod to fork end	2	S449	Turret-shock absorber cover	2
F575FB	Bolt-tie-bar to lower arm-rear	2	S450	Bracket-bump rubber	2
G041	Oil seal front hub	2	S451WX	Tie rod-upper link to frameW4/5 EX	2
G042	Bearing outer-front hub	2	S451X	Tie rod-upper link to frame ZA/B EX	2
G042A	Distance piece-bearings	2	S452	Cover band-tie rod bush	4
G043	Bearing inner-front hub	2	S453	Washer-tie rod bush	4
R319A	Bump stop rubber	2	S454	Fork-tie rod to end	2
R859	Bush-shock absorber-upper-rubber	4	S454A	Distance piece-tie rod	2
R859P	Bush-shock absorber-upper-poly	4	S455	Hub-front ZA/B	2
R860	Bush-inner top wishbone-rubber	8	S456	Retainer-grease	2
R860P	Bush-inner top wishbone-poly	8	S457	Eyebolt assembly-lower arm	2
R861	Bush-tie rod-rubber	4	S457A	Distance bush (when 3/8" bush fitted)	
R861P	Bush-tie rod-rubber	4	S500	Nut-stub axle LH (LH thread)	1
R925	Bush-top link-king pin-rubber	4	S501	Nut-stub axle RH (RH thread)	1
R925P	Bush-top link-king pin-poly	4	S502A	Washer-nut	2
R926	Bush-bottom lever, inner/outer-rubber	8	S751	Nut-wheel stud	8
R926P	Bush-bottom lever, inner/outer-poly	8	S753	Bolt/nut lower suspension arm	4
R927	Shock bush-shock absorber-lwr-rubber	2	S842A	Nipple-lubricating-swivel pin	2
R927P	Shock bush-shock absorber-lwr-poly	2	S843C	Nipple-lubricating-knuckle	2
S157	Shock absorber with bushes (not finned)	2	S894	Pin & nuts-kingpin top	2
S259	Distance piece-stub axle	2	S895	Washer-top inner pivot	4
S332Z	Spring-front suspension	2	S896	Pivot-inner suspension link	1
S333	Seat assembly-spring	2	S990G	Anti-roll bar kit	
S432	Trunnion-top of kingpin	2			



# 24 Rear Spring MGA, ZA, ZB, W4/44 & 15/50



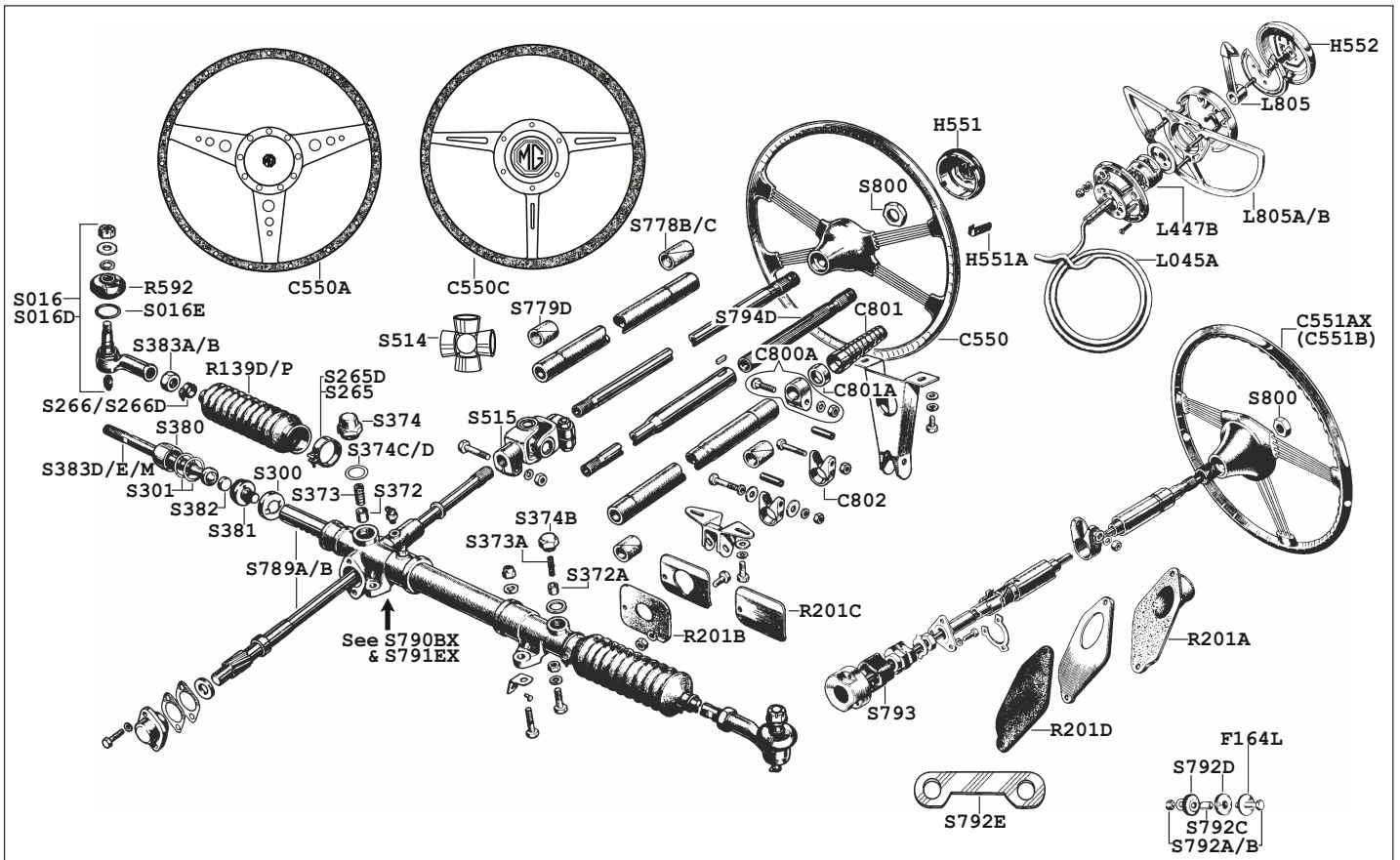
R134D	Bush-shackle plate-rubber	8	S233D	Bush-silentbloc MGA	2
R134P	Bush-shackle plate-poly	8	S233K	Kit-silentbloc conversion ZA/B W4/5 *	1
R318M	Bump rubber MGA	2	S250R	Bracket-shock absorber to rear spring R/H MGA	1
R318Z	Bump rubber ZA/ZB W4/5	2	S250L	Bracket-shock absorber to rear spring L/H MGA	1
R461	Pad-spring seating-rubber	4	S251R	Bracket-shock absorber to rear spring R/H ZA ZB W4/5	1
R461P	Pad-spring seating-poly	4	S251L	Bracket-shock absorber to rear spring L/H ZA ZB W4/5	1
R462	Angle pad-rear spring ZA ZB W4/5	16	S296A	Plate-U Bolt MGA	2
R555	Strap-rebound MGA	2	S296	U-Bolt	4
R832	Pad-interleaf ZA ZB W4/5	20	S297	Plate-spring locating	4
R927	Bush-rubber (double) rear shock absorber ZA ZB W4/5	4	S339E	Spring assembly ZA/ZB	2
R927P	Bush-poly (double) rear shock absorber ZA ZB W4/5	4	S339M	Spring assembly MGA	2
S159	Shock absorber-rear ZA/B W4/5 replacement-not finned	2	S339W	Spring assembly W4/W5	2
S162T	Spax shock conv kit rear MGA	1	S340	Bolt-centre spring locating MGA	2
S162XL	Shock absorber-rear MGA LH exchange	1	S341	Bolt-centre spring locating ZA/B W4/5	2
S162XR	Shock absorber-rear MGA RH exchange	1	S365	Plate-shackle assembly complete	2
S163M	Link-rear shock absorber MGA	2	S566	Bolt, nut & washer-spring-front end MGA	2
S168	Kit-fixing rear shock absorber MGA	2	S566E	Bolt, nut & washer-spring-front end ZA/B W4/5	2
S172	Telescopic Conversion Kit MGA with all fittings	1			

\* Includes bushes bolts and nuts for replacement silentbloccs as originals are not available.





British Motor  
Heritage Approved



C550	Steering wheel-original MGA	1	S380	Ball housing-female	2
C550A	Woodrim steering wheel-accessory	1	S381	Ball housing-male	2
C550C	Original style woodrim wheel MGA	1	S382	Seat-rack ball joint	2
C551AX	Steering wheel ZA exchange	1	S383A	Lock nut-tie rod end 5/8" MGA, Z, W	2
C551B	Steering wheel ZB used	1	S383	Block nut-tie rod end 9/16" Z, W	2
C800A	Clamp-s/column adjuster MGA	1	S383D	Tie rod 9/16" Z, W	2
C801	Spring sleeve-column adjuster	1	S383E	Tie rod 5/8" Z, W	2
C801A	Cap for spring sleeve MGA	1	S383M	Tie rod MGA	2
C802	Clamp-s/column lower	1	S514	Universal joint MGA	1
F164L	Washer-steering rack mount	4	S515	Complete universal coupling assy	1
H551	Centre boss-MGA steering wheel	1	S778B	Felt bush-MGA adjustable column	1
H551A	Clip-centre boss MGA	4	S778C	Felt bush-Z, W+MGA non-adjust col	1
H552	Centre boss-Z s/wheel-replacement	1	S779D	Felt bush-bottom steering column	1
L045A	Wiring harness-s/column Z, W	1	S789A	Rack & pinion gears only RHD MGA	1
L447B	Switch unit-indicators Z, W s/column	1	S789B	Rack & pinion gears only LHD MGA	1
L805	Lever for indicators Z, W	1	S790BX	S/rack solid mount Z, W RHD exchange	1
L805A	Horn ring ZA	1	S790CX	S/rack rubber mount Z, W RHD exchange	1
L805B	Horn ring ZB	1	S790DX	S/rack MGA LHD exchange	1
R139D	Gaiter-steering rack MGA	2	S791BX	S/rack solid mount Z, W LHD exch	1
R139P	Pair of steering rack gaiters Z, W	1	S791CX	S/rack rubber mount Z, W LHD exch	1
R201A	Draught excluder-s/column Z, W	1	S791DX	Steering rack MGA RHD exchange	1
R201B	Draught excluder-s/column MGA	1	S791EX	S/rack MGA L converted to RHD exch	1
R201C	Blanking seal s/column MGA	1	S792A	Bolt & nut-solid mount rack Z, W	4
R201D	Blanking seal s/column Z, W	1	S792B	Bolt & nut-rubber mount rack Z, W	4
R592	Cover-tie rod end	1	S792C	Spacer tube-rubber mount Z, W	4
S016	Tie-rod ends 9/16" I.D. ZA, W pr	1	S792D	Rubber mount-steering rack Z, W	8
S016D	Tie-rod ends 5/6" I.D. MGA Z, W pr	1	S792E	Lockwasher-steering rack mount	4
S016E	Clip -Trk Rod End Boot MGA, Z, W4/5	2	S793	Universal joint Z, W	1
S265	Large clip-rack gaiter ZA/B, W4/5	2	S794D	Extension-steering column MGA	1
S265D	Large clip-rack gaiter MGA	2	S800	Nut-steering wheel to column	1
S266	Small clip-rack gaiter ZA/B, W4/5	2			
S266D	Small clip-rack gaiter MGA	2			
S300	Lock washer-ball joint	2			
S301	Shims-ball joint-pack of 10	1			
S372	Pad-primary rack damper	1			
S372A	Pad-secondary rack damper	1			
S373	Spring-primary rack damper	1			
S373A	Spring-secondary rack damper	1			
S374	Cap-primary rack damper	1			
S374B	Cap-secondary rack damper	1			
S374C	Shim washer-rack damper 0.003	AR			
S374D	Shim washer-rack damper 0.010	AR			

### PARTS FOR CONVERSION OF LHD TO RHD MGA:

S790D	Steering rack RHD MGA new	1
A450	Throttle pedal RHD MGA	1
A452	Bracket for throttle pedal RHD MGA	1
D410	Clutch pedal RHD MGA	1
D410L	Clutch Pedal MGA LHD	1
K015	Brake pedal RHD MGA	1
X107J	Dashboard RHD MGA Roadster	1
X108R	Dashboard RHD MGA Coupe	1



# Wheels & Hubs



## WIRE WHEEL CONVERSIONS

These kits contain original type splined front hubs (and wire wheel style brake drums for MGA 1500 & ZA/ZB), plus adaptors for the rear which bolt onto the brake drums. Chrome spinners and all fitting hardware is included.

S986Z Wire wheel conversion kit  
(with rear adaptors MGA 1500, ZA/ZB)

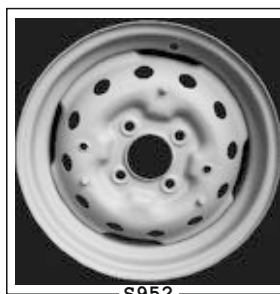
S987Z Wire wheel conversion kit  
(with rear adaptors MGA 1600 & Mk 2)




C428AL Wheel Nut - Octagon LH	2	S937DRHub Rear RH	1
C428AR Wheel Nut - Octagon RH	2	S938DL Hub Front LH	1
C428DL Knock-Off Spinner LH	2	S938DRHub Front RH	1
C428DRKnock-Off Spinner RH	2	S938L Hub Front LH	1
D167F Conversion Half Shaft 25 Spline	2	S938R Hub Front RH	1
F206 Nut-7/16" UNF	8	S939A Nut Brake Drum Front	12
S749 Stud Rear	8	S939C Locktab Set Rear	1
S937A Core Plug Rear Hub	2	S939E Locktab Brake Drum Front	6
S937DL Hub Rear LH	1	S939G Brake Drum Front	2



C088D



S952



S952D

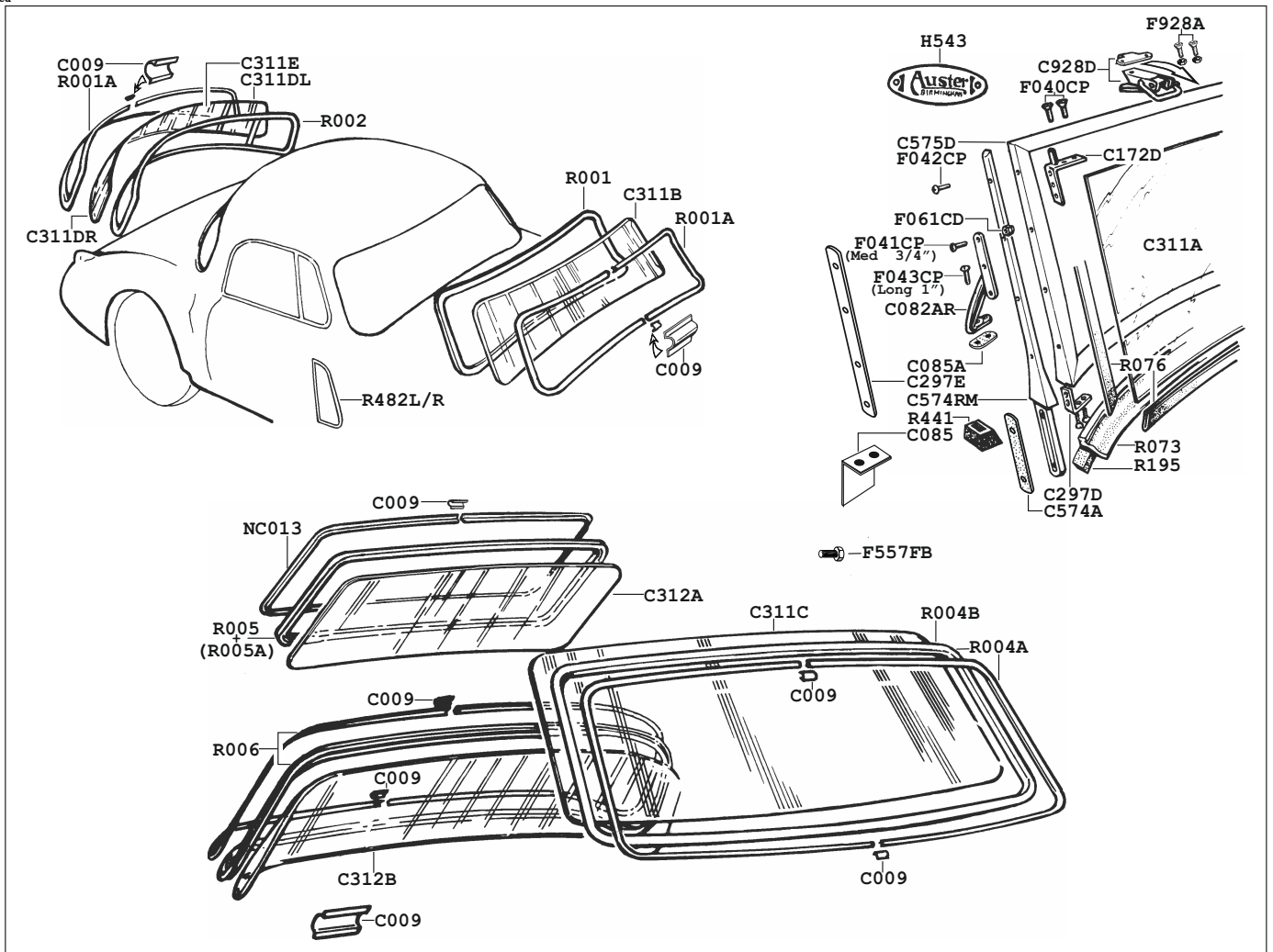
### ROAD WHEELS & SUNDRIES

48 spoke wheels were standard, but 60 spoke are available as a recommended option as they are stronger.



S940

- C088D Chrome Rim Embellisher MGA, ZA/B, W4/5
- S208 Copper Mallet for Spinners
- S940 48 Spoke 15" Silver Painted
- S940A 48 Spoke 15" Chrome Plated
- S941 60 Spoke 15" Silver Painted
- S941A 60 Spoke 15" Chrome Plated
- S943B Long Spoke & Nipple Steel
- S943A Short Spoke & Nipple Steel
- S943C Short Spoke & Nipple Chrome
- S943D Long Spoke & Nipple Chrome
- S952 Road Wheel 15" Disc Used MGA 1500 & ZA/B
- S952D Road Wheel 15" Disc Used MGA 1600
- S952W Road Wheel 15" Disc Used W4/44 & 15/50
- S953A Short Spoke & Nipple Steel
- S953B Long Spoke & Nipple Steel
- S953C Short Spoke & Nipple Chrome
- S953D Long Spoke & Nipple Chrome
- X013 Spoke Cleaning Brush
- X208A Spanner for Octagonal Wheel Nuts
- X208B Spanner - 2 Ear wooden type for spinners



### MGA ROADSTER

C082AL	Grab handle/support LH	1
C082AR	Grab handle/support RH	1
C085	Captive nut plate-grab handle	2
C085A	Packing-grab handle	AR
C172D	Top corner bracket w/peg (pr 1)	1
C172DK	Screw/nut/washer set-w/screen	1
<i>(all fixings for complete windscreen)</i>		
C297D	Bottom corner bracket	2
C297E	Tapping plate-windscreen frame	2
C311A	Windscreen glass (laminated)	1
C574A	Packing-windscreen pillar	AR
C574LM	Windscreen pillar LH	1
C574RM	Windscreen pillar RH	1
C575D	Windscreen frame (4 pieces)	1
C928D	Clip-w/screen centre (1600+Mk 2)	1
F040CP	Chrome screw-2BA x 5/16"	AR
F041CP	Chrome screw-2BA x 3/4"	AR
F042CP	Chrome screw-2BA x 5/8"	AR
F043CP	Chrome screw-2BA x 1"	AR
F061CD	Chrome dome nut-grab handle	4
F557FB	Bolt-W/S mount	4
F928A	Screw+nutset-w/screen clip	1
H543	'Auster' nameplate for frame	1
R073	Draught excluder-screen base	1
R076	Glazing strip-glass to frame	1
R195	Foam seal-w/s frame to body	1
R441	Grommet-w/s pillar to body	2

### MGA COUPE

C009	Chrome joint piece-w/s finisher	4
C311B	Windscreen glass (laminated)	1
C311DL	Rear quarter glass LH	1

C311DR	Rear quarter glass RH	1
C311E	Rear centre glass	1
R001	Seal-w/screen **	1
R001A	Plastic chrome insert-seal F/R	2
R002	Seal-rear glass **	1
R482L	Quarter vent window seal LH	1
R482R	Quarter vent window seal RH	1
<i>** accepts original chrome or R001A**</i>		

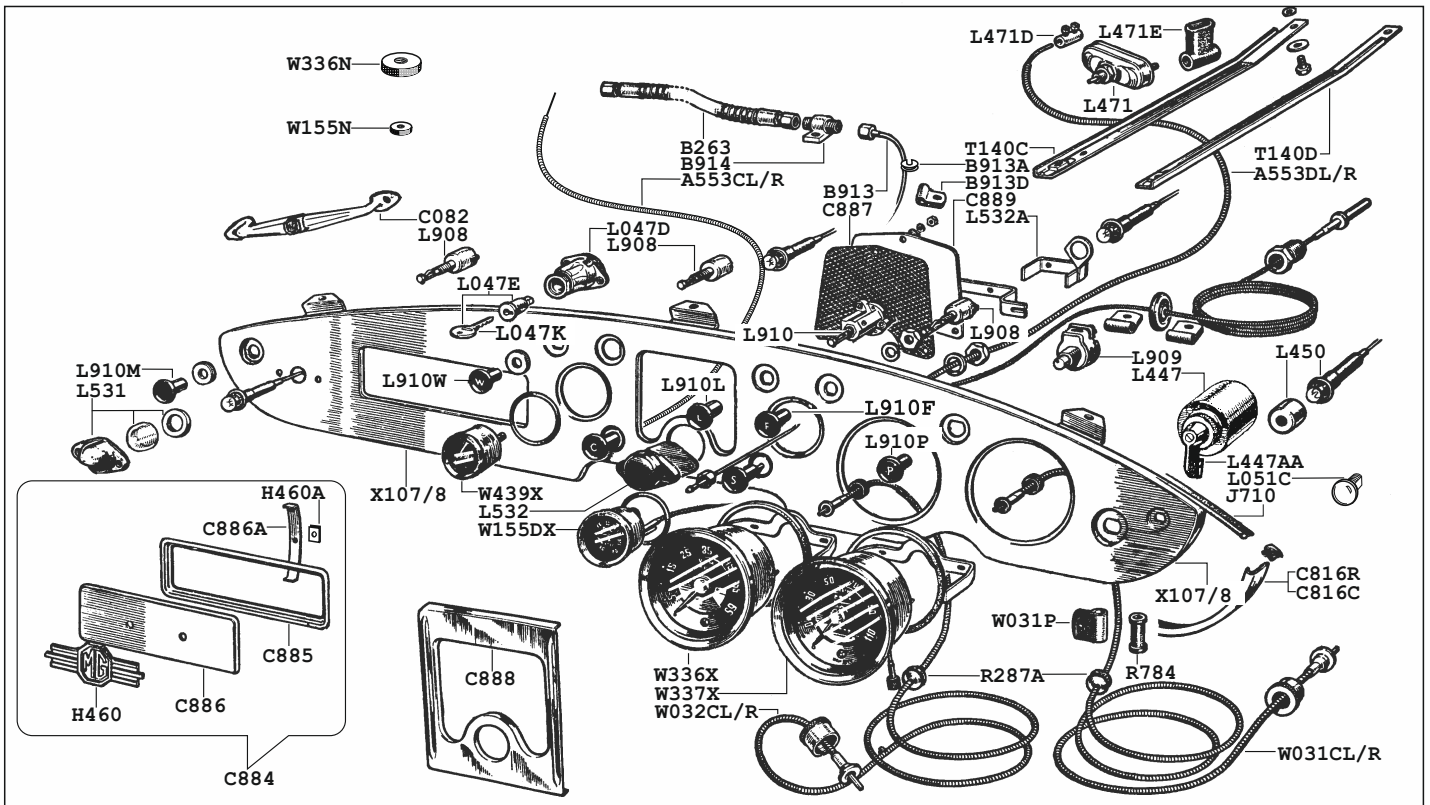
### ZA-ZB, VARITONE & WOLSELEY

C009	Chrome joint piece-W/screen trim	4
C311C	Windscreen glass-laminated	1
C312A	Rear window small ZA/B, W4/5	1
C312B	Rear window large ZB Varitone	1
R004A	Seal-windscreen with finisher	1
<i>Includes plastic chrome trim-will not accept original metal finisher.</i>		
R004B	Seal-w/screen for original trim	1
<i>Use this if your metal trim is sound.</i>		
R005	Seal-small rear window ZA/B	1
<i>Accepts original chrome trim only.</i>		
R005A	Seal-rear window W4/5	1
<i>Accepts original chrome trim only.</i>		
R006	Seal-ZB Varitone rear window	1
<i>Supplied with plastic chrome trim, will not accept original metal finisher.</i>		

### FRONT QUARTER LIGHT SEALS FOR ZA/ZB, W4/44+15/50

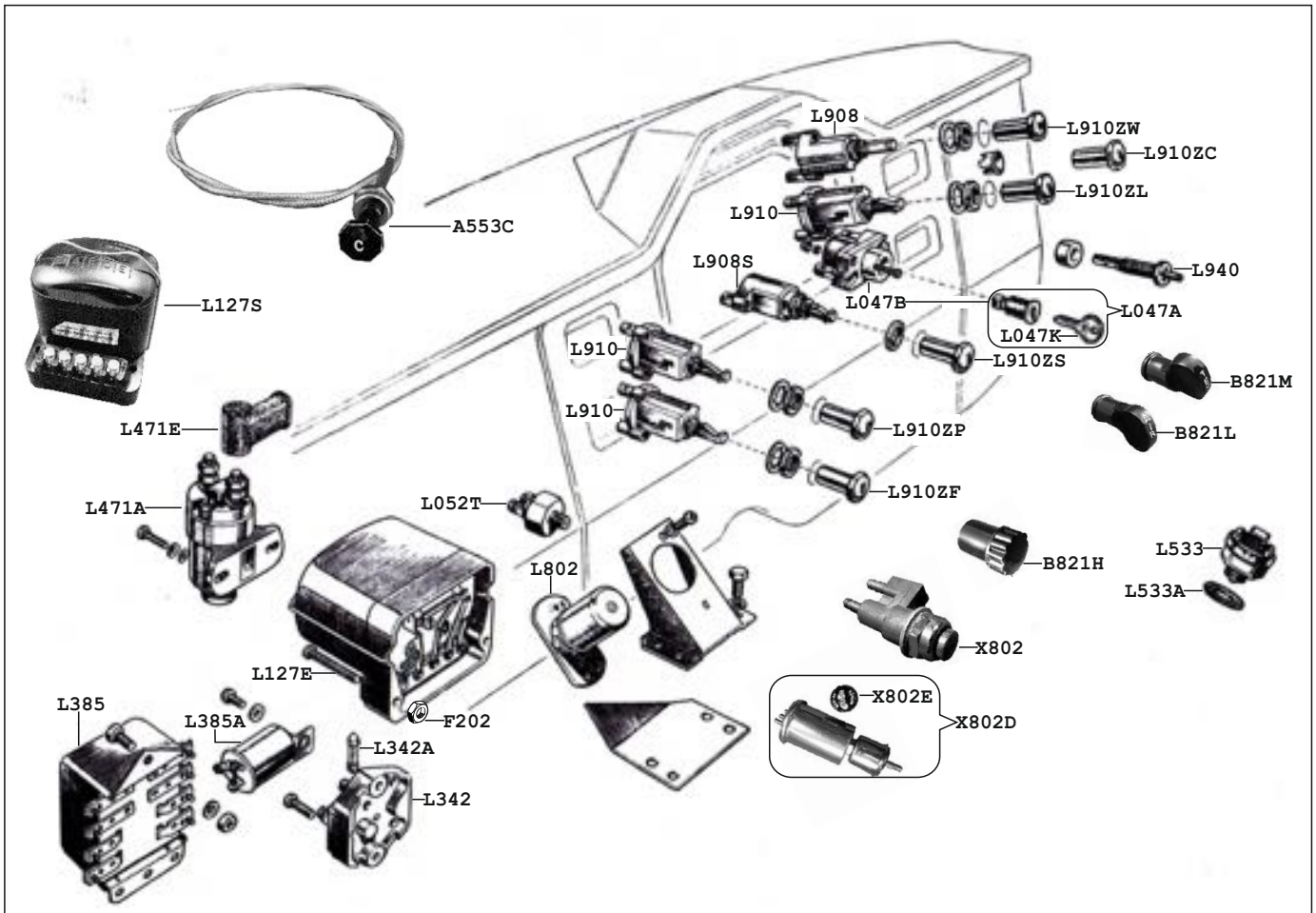
<i>(Produced as separate sections, to be sealed when fitted)</i>		
R482AL	Curved seal-front quarter light Z/W LH	
R482AR	Curved seal-front quarter light Z/W RH	
R482B	Vertical seal-front quarter light Z/W RH/LH	
R483A	Curved seal-rear quarter light Z/W RH/LH	
R483B	Vertical seal-rear quarter light Z/W RH/LH	





A553CL Choke cable w/knob LHD	1	L909 Rheostat switch-panel lights	1
A553CR Choke cable w/knob RHD	1	L910 Switch-head/side lamps	1
A553DL Starter cable w/knob LHD	1	L910B Set of knobs for dash switches	1
A553DR Starter cable w/knob RHD	1	(also includes knobs for starter, choke & heater)	
B263 Flexible oil pipe-oil gauge	1	L910F Knob 'F'- foglamp switch	1
B913 Copper pipe-unions-oil gauge	1	L910L Knob 'L'- lighting switch	1
B913A Grommet-copper pipe	1	L910M Knob-plain for map light	1
B913D Clip-copper oil pipe	1	L910P Knob 'P'- panel light switch	1
B914 Brass union-oil pipe	1	L910W Knob 'W'- wiper switch	1
C082 MG crested grab handle-accessory	1	R287A Grommet-speedo & tech cables	2
C816R Chrome strip-dash MGA Roadster	1	R287D Grommet-temp gauge capillary tube	1
(only on T/Cam, Mk2 & DeLuxe)		R288B Grommet set-harness & bulkhead	1
C816C Chrome strip-dash MGA coupe	1	(Includes blank grommets for heater shelf)	
C884 Radio blank assy with MG motif	1	R288C G/set-rad bulkhead, horns, lamps	1
C885 Chrome bezel-radio & blank plate	1	R784 Rubber ferrule-speedo cable	1
C886 Blanking plate-radio	1	T140C Stay-dashboard support LHD	1
C886A Clamp bar-blanking plate	2	T140D Stay-dashboard support RHD	1
C887 Speaker screen mesh grille	1	W031CL Speedometer cable LHD	1
C888 Chrome surround-speaker	1	W031CR Speedometer cable RHD	1
(all Coupes, T/Cam, Mk2 & DeLuxe Roadster)		W031P Clip-speedo cable for ferrule	1
C889 Blanking plate-speaker grille	1	W032CL Tachometer cable LHD	1
H460 MG motif-radio blank	1	W032CR Tachometer cable RHD	1
H460A Spire nut-MG motif & plate	2	W155DX Oil/water gauge exchange	1
J710 Piping-dash top (state colour)	1	W155K Clip set for temp gauge tube	1
L047D Ignition switch body less lock	1	W155N Knurled nut-small gauges	1
L047E Locking barrel & key-ign switch	1	W336N Knurled nut-speedo/tacho	1
L047K Replacement key-state number	1	W336X Tachometer exchange	1**
L051C Green lens-indicator warning lamp	1	W337X Speedometer exchange	1**
L277 Bulb-dashboard lamps	8	** As many cars have been fitted with incorrect units	
L285 Bulb holder-dash lamps	8	we normally need to recondition customers gauges	
L447 Indicator switch less knob	1	W439X Fuel gauge exchange	1
L447AA Knob only for indicator switch	1	X107J Dashboard Roadster RHD	1
L450 Indicator warning lamp complete	1	X107K Dashboard Rstr RHD-fibreglass	1
L471 Starter switch-battery to s/motor	1	X107L Dashboard Rstr LHD	1
L471D Coupling-switch to cable	1	X108L Dashboard Coupe LHD	1
L471E Rubber boot-starter switch	2	X108R Dashboard Coupe RHD	1
L531 Map light assembly	1	X108C Walnut dashboard RHD	1
L532 Horn push	1	X108D Walnut dashboard LHD	1
L532A Bracket for horn push	1		
L908 Switch-map/foglamps/wiper no knob	3		





## INSTRUMENTS & DASHBOARD ZA-ZB, W4-W5

*Note: Items exclusively fitted to Wolseley models are not stocked, please advise your needs, we may be able to help.*

- A553C Choke cable complete (*knob not removable*)
- B821H Knob plain-heater blower
- B821L Knob 'Air'-heater ZA
- B821M Knob 'Temp'-heater ZA
- F202 Nut-regulator to body
- L047A Locking barrel & keys-ignition
- L047B Switch with locking barrel & keys
- L047K Key replacement-state number
- L052T Switch-stoplight
- L127E Screw-regulator to body
- L127S Regulator
- L342 Fuse box
- L342A Fuse 35amp
- L385 Relay 8 post-indicators
- L385A Flasher unit-indicators
- L471A Solenoid-starter
- L471E Rubber cover-solenoid terminals (*2 required*)
- L533 Switch-reversing lamp
- L533A Gasket-switch-reversing lamp
- L802 Dipswitch
- L908 Switch-wipers (*less knob*)
- L908S Switch-starter push (*less knob*)

- L910 Switch-2 position panel/side/head/foglamps
- L910A Knob set 5 L-C-S-P-A\*
- L910C Knob set ZA 2 heater plus L-C-S-P-A\*
- L910D Knob set ZB 2 heater plus L-C-S-P-A\*
- \*A supplied as 'F' is not available new. These sets are all black
- \*Not available in brown

- W031CR Speedometer cable
- W153ZX Water temperature gauge-Z-exchange
- W154ZX Oil pressure gauge-Z-exchange
- W337AX Speedo-Z-to car no.18100-exchange
- W337BX Speedo-from car no. 18101-exchange
- W399ZX Ammeter-Z-exchange
- W439ZX Fuel gauge-Z-exchange
- X802 Push button-washers-ZA/B
- X802D Washer pump assembly (*original style*)
- X802E Knob only for above

### The following used originals are offered when available

- L910ZC Knob-C-brown-used
- L910ZF Knob-F-brown-used
- L910ZL Knob-L-brown-used
- L910ZP Knob-P-brown-used
- L910ZS Knob-S-brown-used
- L910ZW Knob-W-brown-used



## LIGHT UNITS AND SUNDRIES

(Suitable for both types of shell)

**BPF (British Pre-Focus)** Light units-original equipment for all 7" headlamps as fitted to TD/F, YB, Wolseley and MGA until late. 1600 models are available in standard form, and in "Tripod" design as used originally only on ZA/B Magnettes, but much favoured for their Classic style as an option on other models.

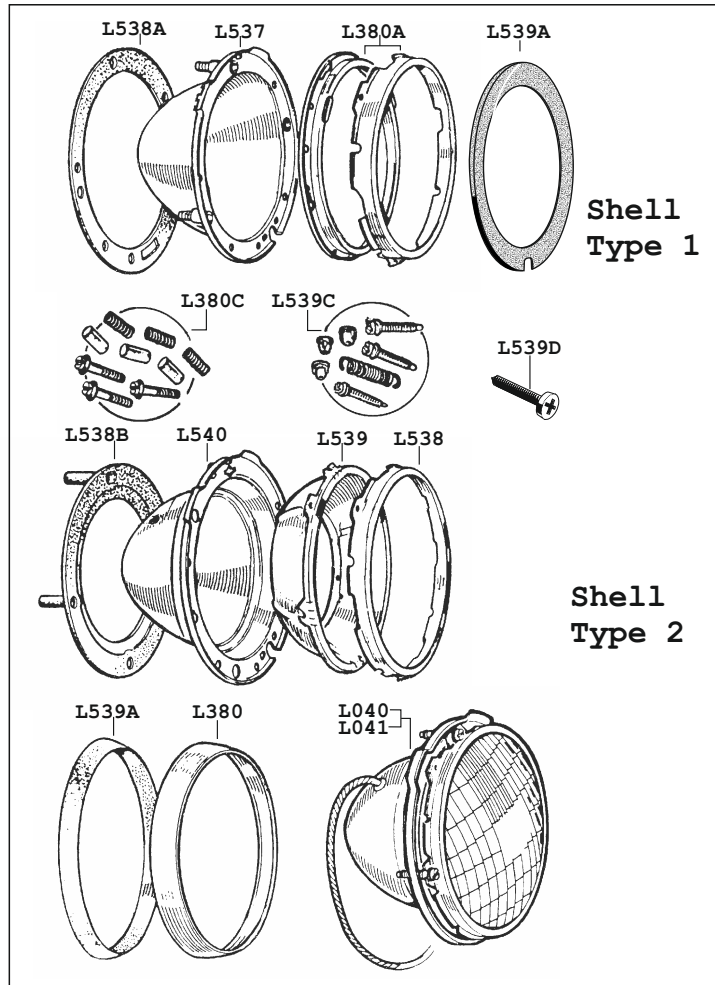
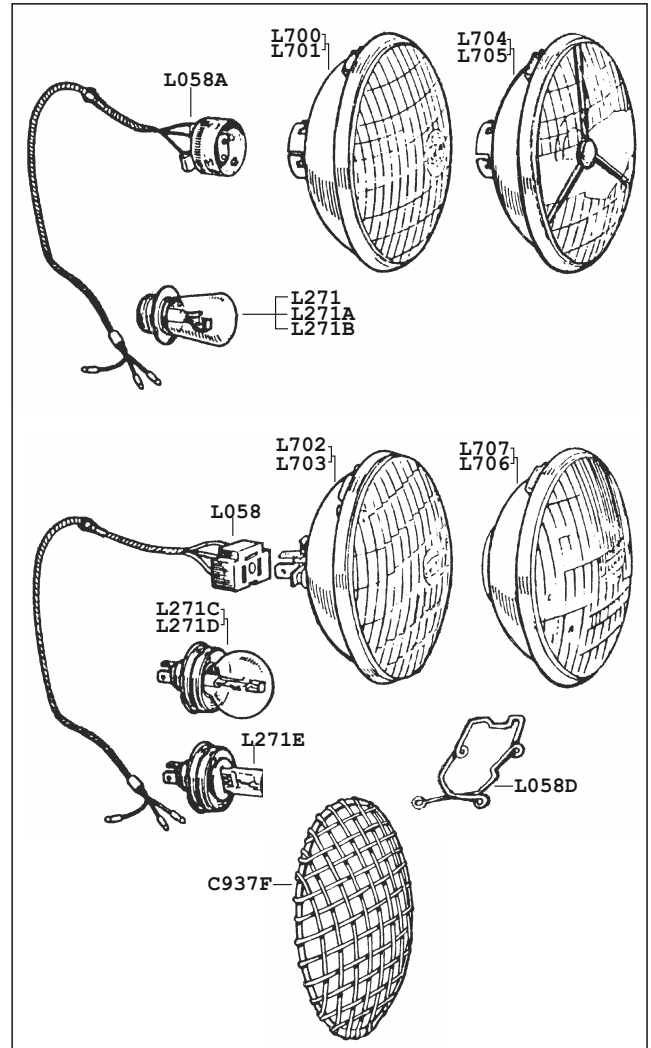
L700	BPF light unit RH drive	2
L701	BPF light unit LH drive	2
L704	Tripod light unit RH drive	2
L705	Tripod light unit LH drive	2
L058A	Bulb holder/harness-BPF & tripod	2
L271	Bulb for BPF unit RH drive	2
L271A	Bulb for BPF unit LH drive	2
L271B	Bulb for BPF unit LH drive-yellow	2

**SB (Sealed Beam)** Light units, fitted only as standard to late MGA 1600 models, can also be used for TD/F, YB, ZA/B and Wolseley as they are an excellent light which does not dull with age, since the lighting filaments are sealed into the unit and not exposed to atmosphere. They are generally cheaper than BPF units, but more expensive if they fail as the whole unit must be replaced.

L702	Sealed beam unit RH drive	2
L703	Sealed beam unit LH drive	2
L058	Connector for harness-sealed beam	2

**CONTINENTAL** Light units-originally fitted only to certain export MGA 1600 cars, can be fitted as an alternative to above units. They can be also be fitted with Halogen bulbs which give a very powerful beam.

L706	Continental unit RH drive	2
L707	Continental unit LH drive	2
L058	Connector-continental unit	2
L058D	Clip-bulb-continental unit	2
L271C	Bulb-continental unit	2
L271D	Bulb-continental unit-yellow	2
L271E	Bulb-continental unit-Halogen	2



Shell  
Type 1

Shell  
Type 2

**STONEGUARDS** Protect your lamps from flying objects! No drilling needed.

C937F	Headlamp stoneguards (pair)	2
-------	-----------------------------	---

**SHELL TYPE 1** This was the original 3-point adjuster type fitted to all but the later MGA 1600 models.

L380	Outer chrome rim	2
L380A	Inner rim assembly	2
L380C	Adjuster set-(1 set per lamp)	2
L537	Shell-3 point adjuster type	2
L538A	Seal-shell assembly to wing	2
L539A	Dust excluder-inner rim	2

**SHELL TYPE 2** This design, introduced on the later MGA 1600, used a 2-point adjuster system, making beam setting easier. As there is no difference in appearance when fitted, this style can be used as an alternative to type 1.

L380	Outer chrome rim	2
L538	Inner rim assembly	2
L538B	Seal-shell assembly to wing	2
L539	Adjuster bowl	2
L539C	Adjuster set-(1 set per lamp)	2
L539D	Screw-headlamp to wing	8
L540	Shell-2 point adjuster type	2


**COMPLETE LAMP ASSEMBLIES** As an economical option, we offer this lamp complete with Sealed Beam and fittings except the outer rim. This features a plastic shell, but looks original when fitted.

L040	Headlamp assembly RH drive	2
L041	Headlamp assembly LH drive	2

**Halogen headlamp conversions** Upgrade your classic to modern lighting standards

L708	Halogen H/L kit complete pair RHD	1
L709	Halogen H/L kit complete pair LHD	1





B510G



C596




H552



J701K



K950



L015AP



L170K



L448P





L456



L523



L704H



R073MK




S990



T106K




T125K



T141





T146



T301A




YYC229A



YYC414



YYC537



YYC567



YYC800



YYD107





B103DZ




A298HX



B153F



B165S



J707D



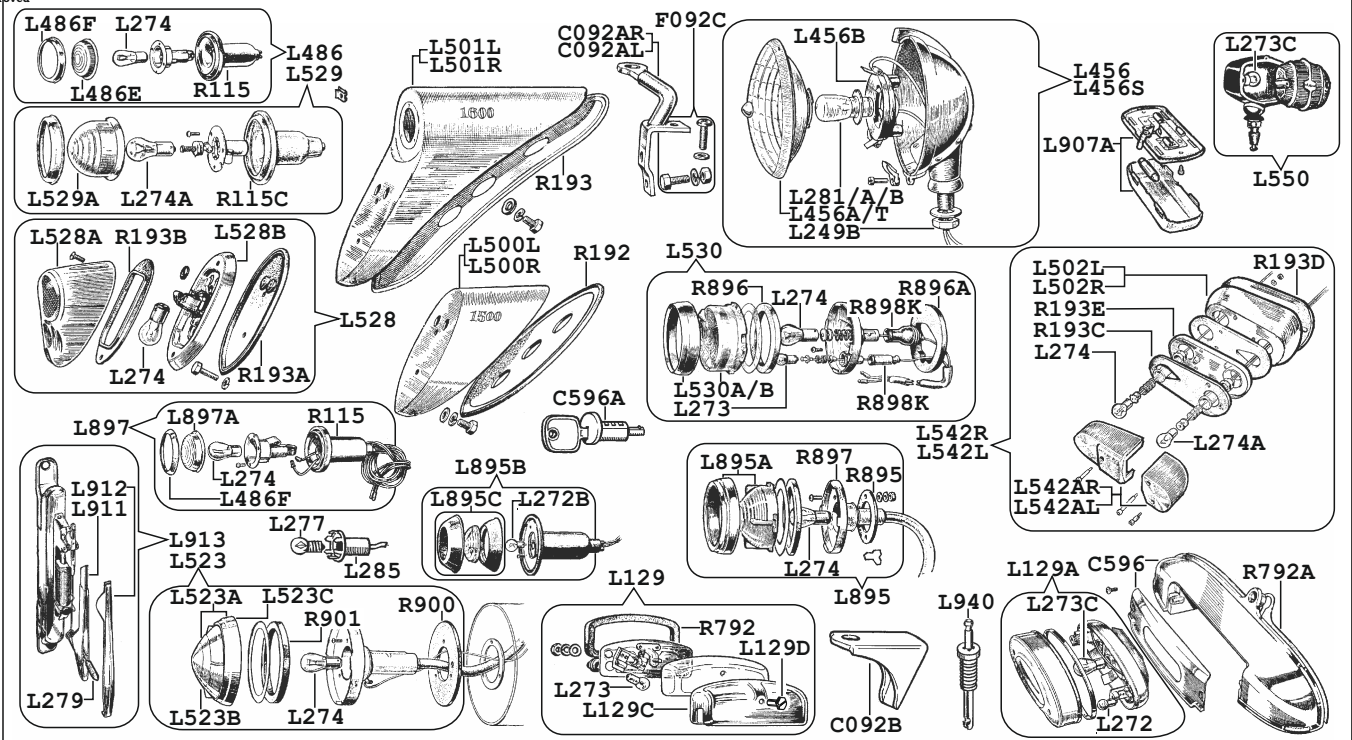
B027



A299F



B122S



### BULBS FOR SIDE/TAIL & SUNDRY LAMPS

L272	Bulb-sidelamp & no.plate Z, W (used when trafficators fitted)	2
L273	Bulb-sidelamp MGA 1600 & Mk2	2
L273	Bulb-number plate lamp MGA	1/2
L273C	Bulb-reverse lamp MGA, Z & W	1
L274	Bulb-twin filament tail+side (All tail lamps, MGA 1500 front & Z, W models with flashing indicators)	AR
L274A	Bulb-flasher F+R MGA 1600, Mk2	2
L277	Bulb-dashboard lights	4/8
L279	Bulb-trafficator Z, W int lamp Z	AR
L281	Bulb-fog/spot lamp MGA, Z	AR
L281A	Bulb-fog/spot lamp-amber	AR
L281B	Bulb-fog/spot lamp (twin contact)	AR
L285	Holder-dash light bulbs	AR

### FOG, SPOTLAMPS & SUNDRIES

C092AR	Foglamp bracket RH MGA	1
C092AL	Foglamp bracket LH MGA	1
C092B	Bracket-foglamp-o/rider ZA/B	2
F092C	Fitting kit-foglamp	1/2
L249B	Nut-fog/spot lamp fixing	AR
L456	Foglamp MGA, Z (fluted glass)	AR
L456A	Light unit-foglamp MGA, Z	AR
L456B	Bulb holder-fog/spotlamp M, Z, W	AR
L456S	Spotlamp MGA, Z (clear glass)	AR
L456T	Light unit-spotlamp MGA, Z	AR

### TAIL LAMPS, REAR FLASHERS & FITTINGS

L486	Stop/tail lamp W4/44 & 15/50	2
L486E	Lens-tail lamp W4/44 & 15/50	2
L486F	Rim-tail lamp W4/44 & 15/50	2
L500L	Plinth-tail lamp LH MGA 1500	1
L500R	Plinth-tail lamp RH MGA 1500	1
L501L	Plinth-tail lamp LH MGA 1600	1
L501R	Plinth-tail lamp RH MGA 1600	1
L502L	Plinth-t/lamp LH MGA 1600 Mk2	1
L502R	Plinth-t/lamp RH MGA 1600 Mk2	1
L523	Stop/tail lamp complete ZA/B	2
L523A	Rim+lens for tail lamp ZA/B	2
L523B	Red lens-stop/tail lamp ZA/B	2
L523C	Rim only-stop/tail lamp ZA/B	2
L528	Stop-tail lamp MGA 1500/1600	2
L528A	Lens-tail lamp MGA 1500/1600	2
L528B	Base/bulb holder only	2
L529	Rear flasher lamp MGA 1600	2
L529A	Amber lens only for L529	2
L542R	Rear lamp cluster RH MGA Mk2	1
L542L	Rear lamp cluster LH MGA Mk2	1
L542AR	Red/amber lens-rear RH MGA Mk2	1
L542AL	Red/amber lens-rear LH MGA Mk2	1

### SIDE & FRONT FLASHER LAMPS MGA

L530	Side/flasher lamp MGA 1600+Mk2	2
L530A	Lens+rim-sidelamp MGA 1600±Mk2 (Amber & clear)	2
L530B	Lens+rim-s/lamp-(export type) (all clear lens)	2
L895	Side/flasher lamp MGA 1500	2
L895A	Rim+lens-MGA 1500 sidelamp	2

### SIDELAMPS & SIDE/FLASHER LAMPS Z & W

L895B	Sidelamp ZA/B, W4/44, W15/50 (Except when flashers fitted)	2
L895C	Rim/lens for L895B	2
L897	Sidelamp-flashing type ZA/B+W*	2
L897A	Lens-flashing sidelamp ZA/B+W*	2
L486F	Rim-flashing sidelamp ZA/B+W*	2

\*Standard on Varitone and certain export models, uses twin filament bulb.

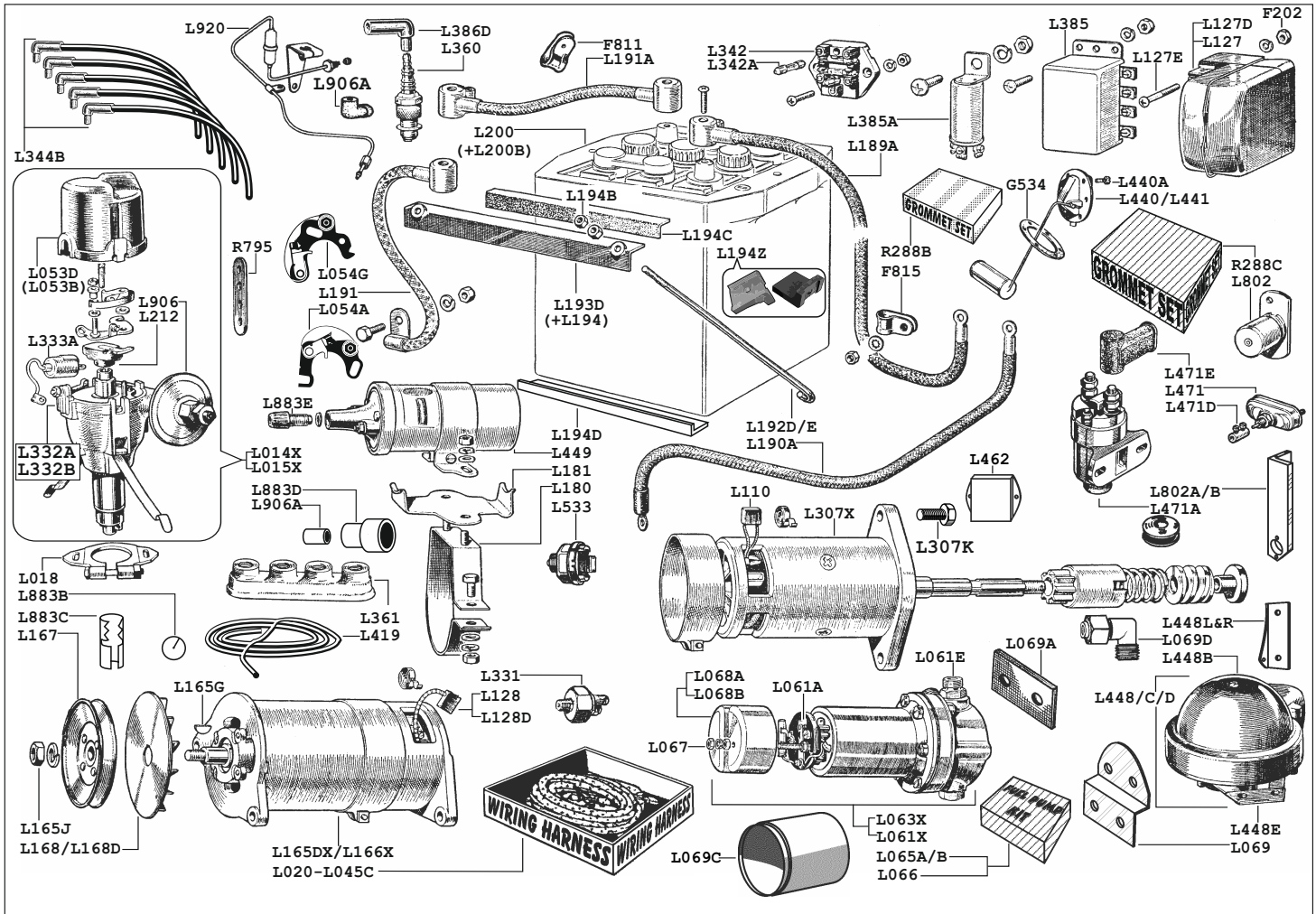
### MISCELLANEOUS

C596	Cover-number plate lamp ZA/B	1
C596A	Lock barrel & keys-boot Z, W	1
L129	Lamp-number plate MGA	1
L129A	Lamp-number plate ZA/B	1
L129C	Cover-lamp	1
L129D	Screw-lamp cover	2
L550	Reversing lamp-orig option MGA	1
L907A	Interior roof lamp Z	1
L911	Arm/lens-trafficator arm Z, W	2
L912	Chrome cover trafficator Z, W	2
L913	Trafficator complete Z, W	2
L940	Switch-door courtesy light Z, W	2

### ASSOCIATED RUBBER PARTS

R115	Body-sidelamp Z, W (flashers) (twin filament bulb type, also fits Wolseley tail lamps)	2
R115C	Body-rear ind lamp MGA 1600 & Sidelamp Z, W (single filament type)	2
R192	Pad-rear plinth/body MGA 1500	2
R193	Pad-rear plinth/body MGA 1600	2
R193A	Pad-R lamp/plinth MGA 15/1600	2
R193B	Pad-lens/rear lamp MGA 15/1600	2
R193C	Pad-lens/rear lamp MGA Mk2	2
R193D	Pad-R plinth/body-pair-MGA Mk2	1
R193E	Pad-lamp/plinth MGA 1600 Mk2	2
R792	Mount pad-no.plate lamp MGA	1
R792A	Pad-no.plate lamp cover Z, W	1
R895	Pad-sidelamp mount MGA 1500	2
R896	Seal-sidelamp MGA 1600 & Mk2	2
R896A	Mount pad-sidelamp 1600, Mk2	2
R897	Boot-sidelamp MGA 1500	2
R898K	Boot Kit-4 piece	1
R900	Pad-tail lamp to body ZA/B	2
R901	Seal-tail lamp lens ZA/B	2





**DISTRIBUTOR & IGNITION**

L014X	Distributor-early DM2 exchange	1
L015X	Distributor-late 25D exchange	1
L053B	Distributor cap Wolseley 4/44	1
L053D	Distributor cap MGA/Z/W5	1
L054A	C.B. points 2-screw fixing*	1
L054G	C.B. points 1-screw fixing*	1

\*Note: Early MGA 1500, ZA & W4/5 used points with 2 screws fixing contact base.  
Many cars are now fitted with later type

L069C	Cover-fuel pump (rubber)	1
L212	Rotor arm	1
L332A	Terminal-low tension-screw con	1
L332B	Terminal-low tension-Lucar con	1
L333A	Condenser	1
L344B	H.T.lead set w/plug caps	1
L360	Spark plug	4
L361	Holder-spare plugs-accessory-	1
L386D	Cap-lead to plug	4
L419	H.T.lead cable-per ft (35cm)	AR
L449	Coil-high output	1
L883B	Washer-high tension cable	5
L883C	Connector push-in late coil	1
L883D	Rubber boot-distributor top W4	1
L883E	Screw-in coil connector	1
L906	Vacuum unit (push on connector)	1
L906A	Adaptor, push-on vacuum unit	1
L920	Vacuum advance pipe assy	1
R795	Retainer-H.T.leads	1

**STARTER, BATTERIES, CABLES AND SUNDRIES**

L110	Brush set-starter motor	1
L189A	Lead to starter switch 8' MGA	1
L190	Lead-battery to switch Z/W	1
L190A	Lead starter motor to switch	1
L191	Battery earthing strap	1
L191A	Lead between batteries MGA	1
L192D	Hook bolt-battery MGA-long	2
L192E	Hook bolt-battery MGA-short	2

} Clamp type replacement

L193D	Clamp bar for batteries MGA	2
L194	Clamp bar-battery Z/W	1
L194B	Half nut-battery hook bolts	8/4
L194C	Rubber pad for clamp bar MGA	2
L194D	Rubber angle pad-under battery	2
L194Z	Pad-battery clamp (pair) Z/W	1
L200	6-Volt battery-dry charged MGA	2
L200B	12-Volt battery-dry charged ZW	1
L307K	Fixing kit-starter motor	1
L307X	Starter motor-exchange	1
L471	Starter switch MGA	1
L471A	Starter solenoid switch ZW	1
L471D	Coupling-starter cable MGA	1
L471E	Rubber boot for starter switch	2

**WIRING HARNESSES (BRAIDED FABRIC BINDING)**

L020	MGA 1500	1
L021	MGA 1600, Mk 2 & De-Luxe	1
L022	MGA Twin Cam	1
L024	ZA/B RHD to chassis 18576	1
L025	ZA/B RHD w/flashing indicators	1
L026	ZB RHD from chassis 18577	1
L027	ZB Varitone RHD	1
L028	ZB & Varitone LHD-flashing ind	1
L030	Wolseley 4/44 RHD	1
L031	Wolseley 4/44 LHD-flashing ind	1
L032	W 15/50 RHD	1
L033	W 15/50 LHD-flashing indic	1
L045A	ZA/B/W harness-steering column	1
L045B	ZA/B/W rear harness-in roof	1
L045C	MGA dashboard harness	1

F811	Clip-rear lamp harness	2
F815	Clip-battery cable+w/harness	6
R288B	Grommet set-harness & bulkhead (Plus blank grommets for heater shelf)	1
R288C	Grommet set-horns, lamps	1



## FUEL PUMP AND SUNDRIES

L061A	Points set for fuel pump	1
L061E	Union-pump inlet & outlet	2
L061X	Fuel pump-Wolseley 4/44 exch	1
L063X	Fuel pump-MGA/Z, W5 exchange	1
L065A	Repair kit for orig. f/pump W4	1
L065B	Repair kit-later f/pump W4*	1
L066	Repair kit-f/pump MGA/Z/W**	1
L067	Plastic terminal knob-f/pump	1
L068A	End cap-fuel pump W4/44	1
L068B	End cap-fuel pump MGA/Z/W5	1
L069	Mount plate-fuel pump MGA	1
L069A	Rubber pad-pump mount	2
L069B	F/Pump mount kit-plate,rubbers,fixings.	
L069C	Rubber cover for fuel pump	1
L069D	Elbow union-fuel pump	2

\* For original style pumps made after 1985, with small 4BA earth screw on body joint.

\*\* Suitable for later replacements w/diode.

## FUEL GAUGE SENDER

G534	Gasket-sender to tank	1
L440	Sender unit for fuel gauge MGA	1
L440A	Screw set-sender fixing	1
L441	Sender unit for fuel gauge Z/W	1

## DYNAMO, CONTROL BOX AND SUNDRIES

F202	Nut-regulator to body	2
L127	Control box MGA15/1600 Z/W	1
L127D	C/box MGA Mk2-Spade connectors1	
L127E	Screw-regulator to body	2
L128	Brush set C39 dynamo	1
L128D	Brush set C40 dynamo	1
L165G	Woodruff key for dynamo pulley	1
L165J	Nut-pulley to dynamo	1
L165DX	Dynamo C39 exchange	1
L166X	Dynamo C40 late 1600 exch*	1
L167	Pulley for dynamo	1
L168	Fan for C39 dynamo	1

L168D	Fan for C40 dynamo	1
L180	Bracket-dynamo to coil	1
L181	Bracket-coil support	1
L342	Fuse box	1
L342A	Pack of 10 fuses	1

\*Can be used on earlier cars

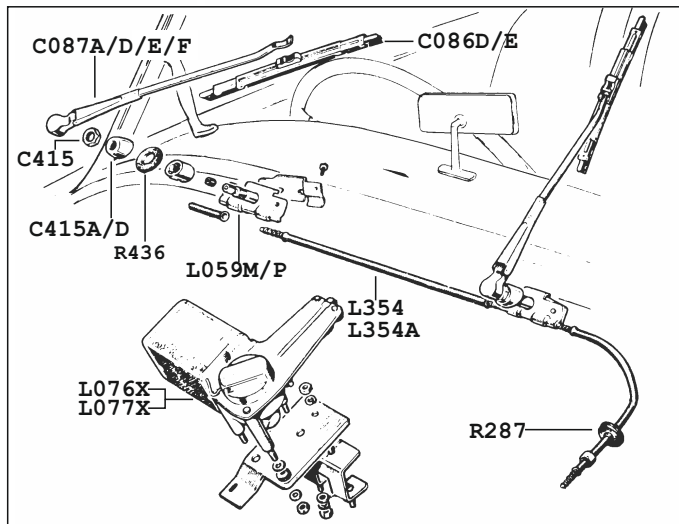
## MISCELLANEOUS ELECTRICAL

L331	Switch for stop lights	1
L385	Indic. relay MGA 1500,ZB Var	1
<i>(also used on export Z/W models+conversions)</i>		
L385A	Flasher unit for indicators	1
L448	Windtone horns-pair	1
L448B	Dome for windtone horn	1/2
L448C	Windtone horn-low note RH	1
L448D	Windtone horn-high note LH**	1
L448E	Flexible mount-windtone horns	2
<i>(Supplied with complete horns)</i>		
L448L	Bracket for L/hand horn**	1
L448R	Bracket for R/hand horn	1
L462	Relay for windtone horns	1
L533	Reverse light switch-G/box Z/W	1
L802	Dipswitch for headlamps	1
L802A	Bracket-dipswitch RHD MGA1500	1
L802B	Bkt.-d/switch RHD MGA1600+Mk2	1

\*\*On MGAs this high note horn was optional

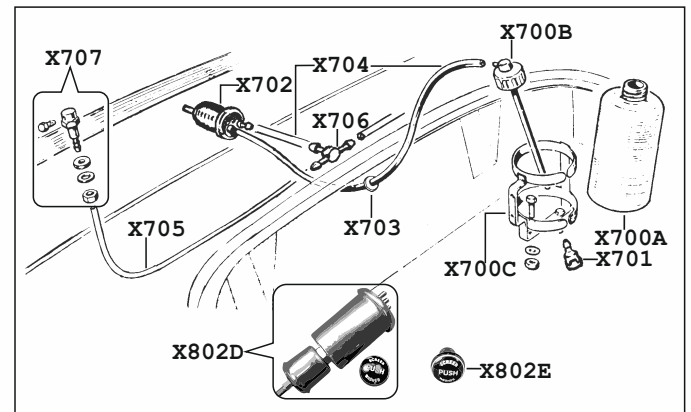
## FASTENERS AND SUNDRIES

F037	Metal loop clip set for all wiring, cables, also for fuel & brake pipes	
F093	Screw & fixing set for attaching electrical parts to car, brackets etc.	
<i>All original style screws, washers etc.</i>		
L802B	Bracket-d/switch BHD MGA1600+Mk2	
R288B	Grommet set-harness & bulkhead	1
<i>(Plus blank grommets for heater shelf)</i>		
R288C	Grommet set-horns, lamps	1



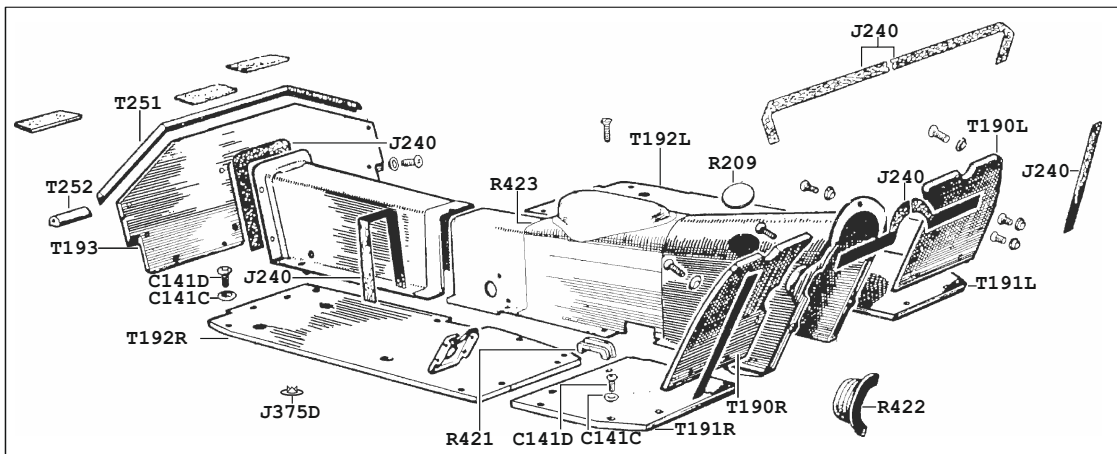
## WIPERS

C086D	Wiper blade MGA	2
C086E	Wiper blade Z/W	2
C087D	Arm for wipers-RHD MGA	2
C087A	Arm for Wipers-LHD MGA	2
C087E	Arm for wipers-RHD Z/W	2
C087F	Arm for Wipers-LHD Z/W	2
C415	Nut-wiper spindle cover	2
C415A	Wiper spindle cover Z/W	2
C415D	Wiper spindle cover MGA	2
L059M	Wheelbox & shaft MGA	2
L059P	Wheelbox & shaft Z/W	2
L076X	Wiper motor Z/W exchange	1
L077X	Wiper motor MGA exchange	1
L354	Cable for wipers MGA	1
L354A	Cable for wipers Z/W	1
R287	Grommet-wiper cable	1
R436	Rubber pad-wiper ferrule	2



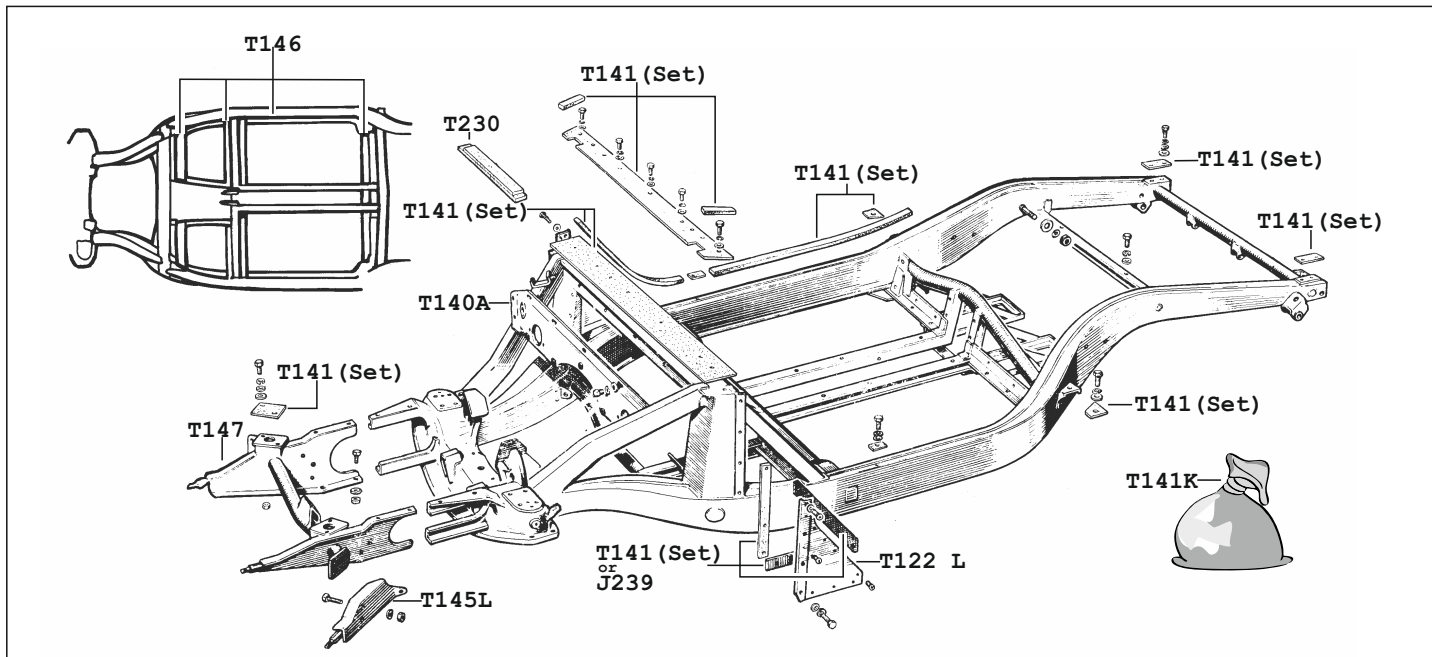
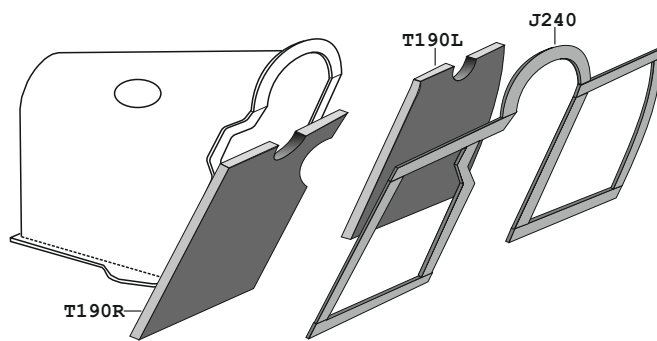
## WASHER PARTS

H800	Decal set "Trico" for Z/W	
X700A	Washer bottle MGA	1
X700B	Cap for washer bottle MGA	1
X700C	Bracket for bottle MGA	1
X701	Foot valve for washer tube	1
X702	Push pump for dashboard	1
X703	Grommet-washer tube	1
X704	Tubing 6mm 1/4" x 1 metre	AR
X705	Tubing 5mm 3/16" x 1 metre	AR
X706	Connector 3-way for tubing	1
X707	Jet assembly w/washers MGA	2
X708	Jet assembly w/washers Z/W4+5	1
X750A	Washer bottle assy-small Z/W	1
X750B	Washer bottle assy-large	1
X800C	Bracket for glass bottle-small	1
X800D	Cover-washer bottle Z/W-large	1
X800E	Glass bottle Z/W-small	1
X800G	Bracket for glass bottle-large	1
X802D	Washer pump assembly MGA	
<i>original style (including knob)</i>		
X802E	Knob only-screenwash	1
<i>(for X802D) MGA</i>		



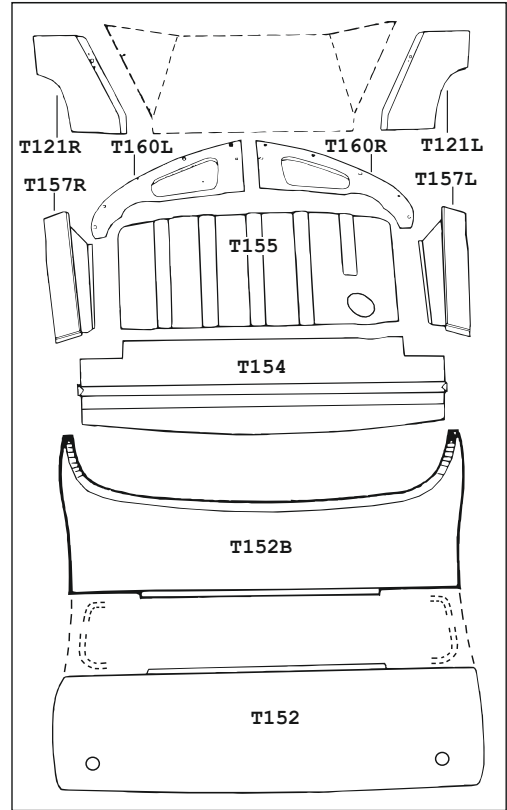
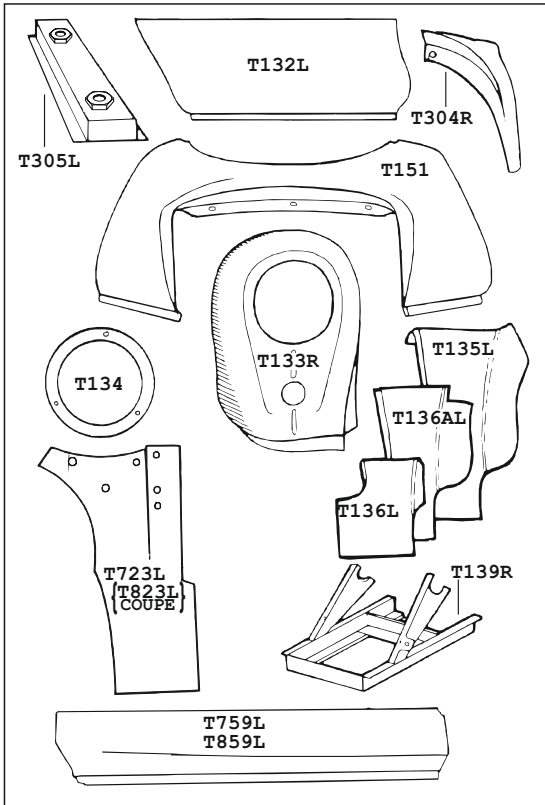
### FLOORBOARDS AND RELATED ITEMS MGA

C141	CWasher-floorboards	66
C141D	Screw-floorboards	68
C141K	Fixing kit complete-floor boards	1
J240	Felt seal kit-floor and tunnel	1
J375D	Captive nut-floorboards	66
R209	Grommet-dipstick hole	1
R421	Seal-gearbox cover to crossmember	2
R422	Cover-starter mtr (fr chas 61504)	1
R423	Gasket-gearbox cover	1
T190K	Floorboard set complete (7 pieces)	1
T190L	Toeboard/front ramp LH	1
T190R	Toeboard/front ramp RH	1
T191L	Front floorboard LH	1
T191R	Front floorboard RH	1
T192L	Rear floorboard LH	1
T192R	Rear Floorboard RH	1
T193	Rear ramp board	1
T251	Seal-ramp centre	1
T252	Seal-ramp outer	2



### MGA CHASSIS FITTINGS

T122L	Triangle plate-chassis cover LH	1	T145R	Bracket-bumper support RH	1
T122R	Triangle plate-chassis cover RH	1	T146	Floorboard support rail set	1
T140A	Panel-toeboard support	1	T147	Front chassis extension	1
T141	Packing set-body mounting	1	T230	Felt pad-bonnet to radiator	1
T141K	Kit-Fixing body to chassis	1	J239	Felt strip for T122A/B	1
T145L	Bracket-bumper support LH	1			

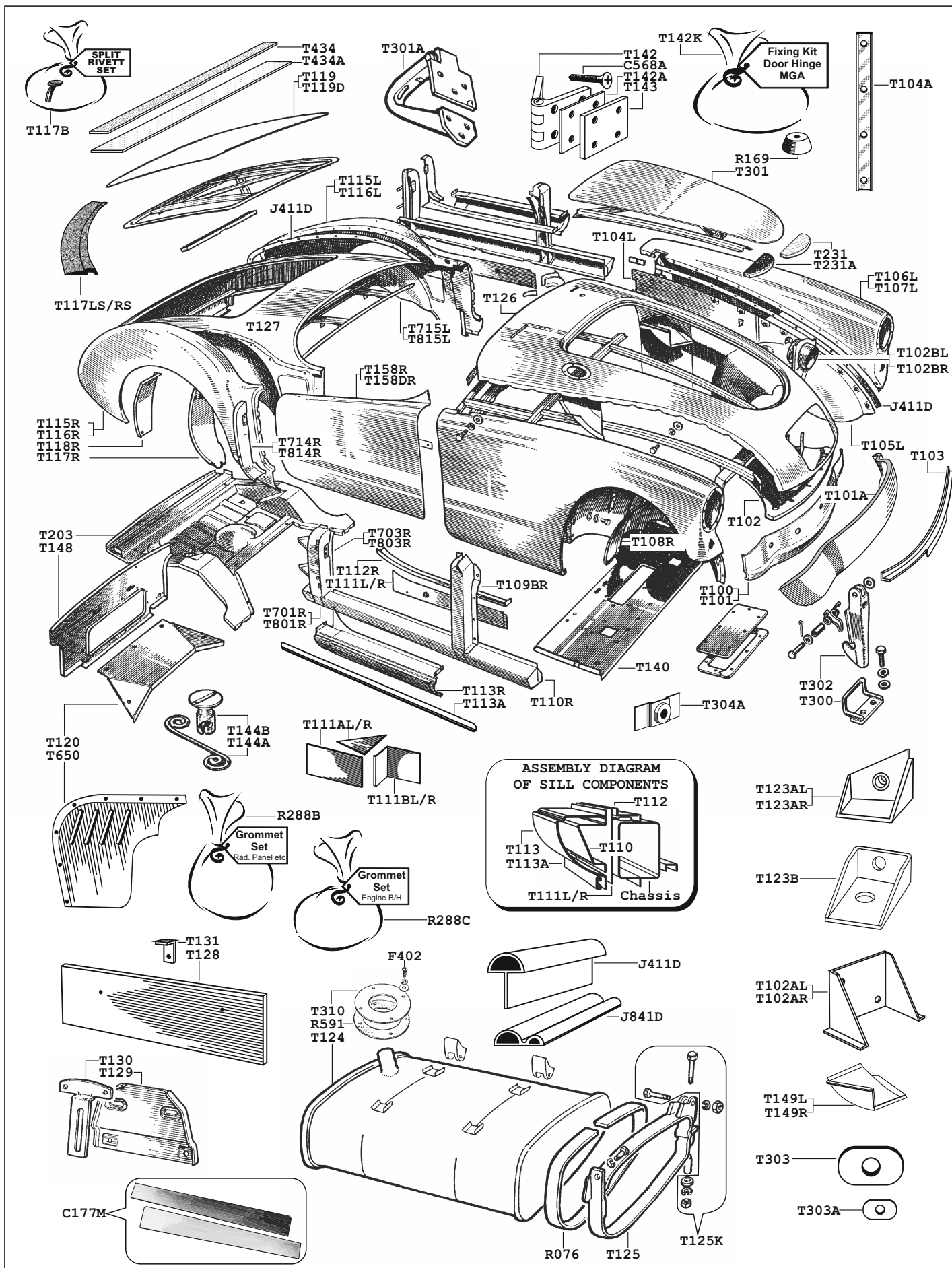


T121L	Battery cover side panel LH	1
T121R	Battery cover side panel RH	1
T132L	Bottom section-front wing LH	1
T132R	Bottom section-front wing RH	1
T133L	Headlamp/front section LH	1
T133R	Headlamp/front section RH	1
T134	Support ring for headlamp	2
T135L	Front of rear wing LH	1
T135R	Front of rear wing RH	1
T136L	Lower rear wing 9" (230mm) LH	1
T136R	Lower rear wing 9" (230mm) RH	1
T136AL	Lower rear wing 16" (407mm) LH	1
T136AR	Lower rear wing 16" (407mm) RH	1
T139L	Battery cradle LH	1
T139R	Battery cradle RH	1
T151	Front shroud repair section	1
T152	Rear shroud repair section	1
T154	Body mount inner boot panel	1

T155	Boot floor ribbed panel	1
T157R	Boot side rear panel RH	1
T160L	Rear of inner rear wing LH	1
T160R	Rear of inner rear wing RH	1
T304L	Extension front door pillar LH	1
T304R	Extension front door pillar RH	1
T305L	Windscreen pillar mount LH	1
T305R	Windscreen pillar mount RH	1
T723L	Front inner-rear wing Roadster LH	1
T723R	Front inner-rear wing Roadster RH	1
T759L	Door bottom section Roadster LH	1
T759R	Door bottom section Roadster RH	1
T823L	Front inner-rear wing Coupe LH	1
T823R	Front inner-rear wing Coupe RH	1
T859L	Door bottom section Coupe LH	1
T859R	Door bottom section Coupe RH	1









British Motor  
Heritage Approved




- C177M Threshold plates (pair)-(accessory)
- C568A Screw-door hinge
- J411D Wing piping-silver (car set)
- J841D Radiator piping-silver
- R076 Rubber strip-tank straps
- R169D Buffer set-bonnet (10)
- R288B Grommet set MGA heater shelf/engine bulkhead
- R288C Grommet set MGA sundry (Rad bulkhd, horn, lamps, etc.)
- R591 Rubber seal-fuel neck to floor
- T100 Front valance
- T101 Front valance-fibreglass
- T101A Front valance-fibreglass 'Sebring' style (fits w/out bumper)
- T102 Radiator duct panel
- T102BL Bracket-duct panel LH
- T102BR Bracket-duct panel RH
- T103 Bow-valance skirt
- T104A Channel-reinforcing inner wing
- T104L Inner front wing LH
- T104R Inner front wing RH
- T105L Front wheel arch LH
- T105R Front wheel arch RH
- T106L Front wing LH
- T106R Front wing-RH
- T107L Front wing-LH fibreglass
- T107R Front wing-RH fibreglass
- T108L Splash plate f/wing with seal LH
- T108R Splash plate f/wing with seal RH
- T109BL Front door pillar LH
- T109BR Front door pillar RH
- T110L Inner sill LH
- T110R Inner sill RH
- T111AL Sill extension-inner LH
- T111AR Sill extension-inner RH
- T111BL Angle piece-wheel well LH
- T111BR Angle piece-wheel well RH
- T111L Closing panel-inner sill LH
- T111R Closing panel-inner sill RH
- T112L Sill finisher plate LH
- T112R Sill finisher plate RH
- T113A Finisher strip-sill bottom-pair
- T113L Outer sill LH
- T113R Outer sill RH
- T115L Rear wing LH
- T115R Rear wing RH
- T116L Rear wing LH fibreglass
- T116R Rear wing RH fibreglass
- T117B Split rivet set-splash plates
- T117K Seal kit-splash plates (car set)
- T117L Splash plate-rear wing front w/seal LH
- T117LS Seal and rivets-rear splash plate LH
- T117R Splash plate-rear wing front w/seal RH
- T117RS Seal and rivets-rear splash plate RH
- T118L Splash plate-r/wing rear LH
- T118R Splash plate-r/wing rear RH
- T119 Skin for boot lid
- T119D Boot lid complete-used
- T120 Battery cover panel
- T123AL Body mount-behind seat LH
- T123AR Body mount-behind seat RH
- T123B Body mount-front footwell L/R
- T124 Fuel tank
- T125 Mount straps-fuel tank (pair)
- T126 Front shroud
- T127 Rear shroud
- T128 Backing panel-number plate F/R
- T129 Mount panel-rear number plate
- T130 Lamp bracket-r/number plate
- T131 Brackets-front number plate-pair
- T140 Panel-engine bulkhead
- T142 Door hinge
- T142A Packing shim-door hinge
- T142K Fixing kit - door hinge
- T143 Tapping plate-door hinge
- T144A Spring-Dzus fastener
- T144B Dzus fastener
- T148 Bulkhead-rear of cockpit
- T149L Air scoop LH

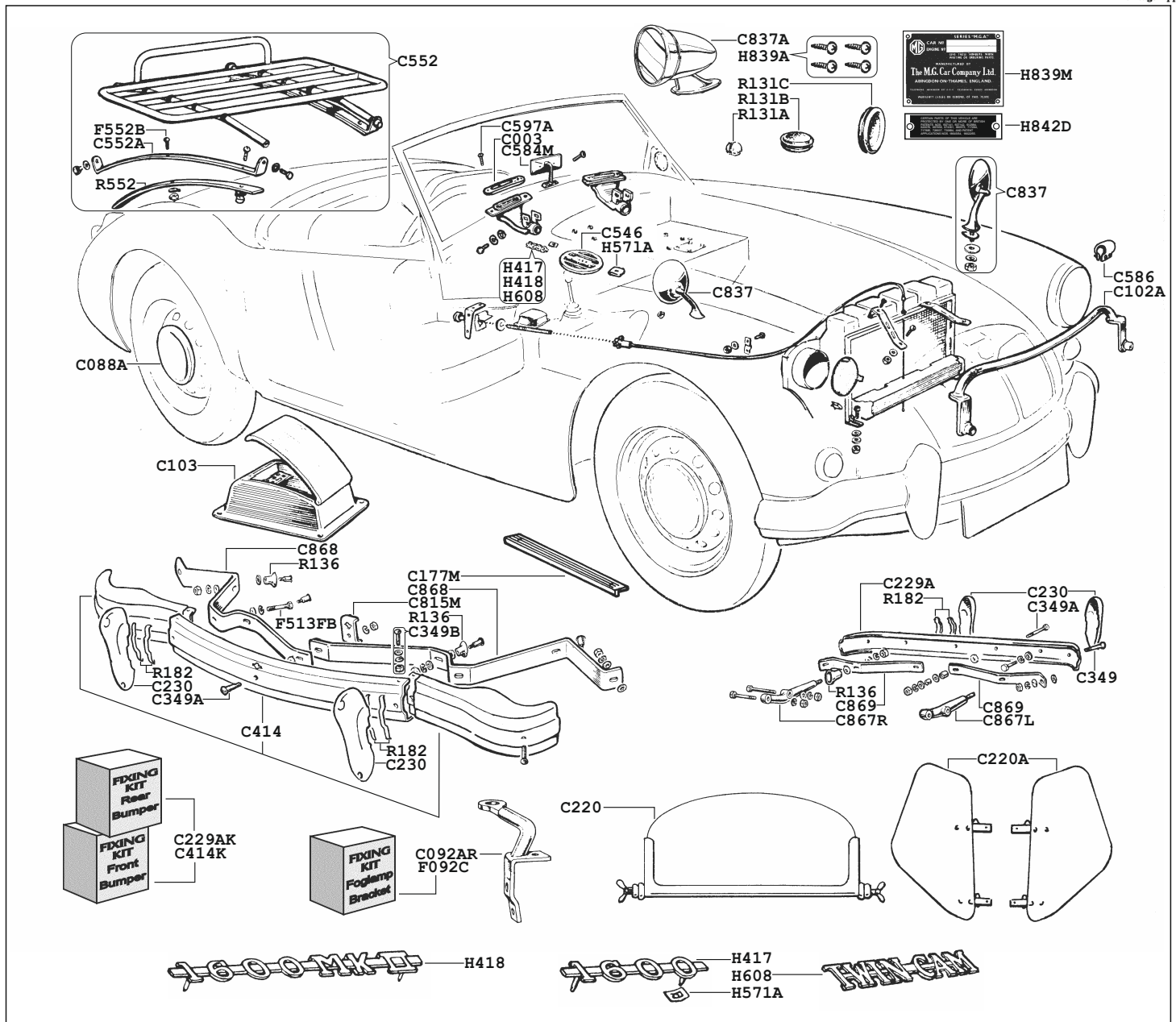
- T149R Air scoop RH
- T158DL Roadster door-used LH
- T158DR Roadster door-used RH
- T158L Door skin-roadster LH
- T158R Door skin-roadster RH
- T203 Boot floor complete
- T220 Radiator bulkhead (not illustrated)
- T221L Door-coupe MGA LH
- T221R Door-coupe MGA RH
- T231 Wood batten-bonnet front
- T231A Felt pad-bonnet batten
- T299 Slam panel-grommet
- T300 Bracket-bonnet safety catch
- T301 Bonnet complete
- T301A Hinges-bonnet or boot (pair)
- T302 Hook-bonnet safety catch
- T303 Oval wing washer
- T303A Oval washer-small
- T304A Nut plate-wing fixing
- T310 Plate-fuel neck seal to boot floor
- T434 Wood batten-boot lid
- T434A Felt pad-boot lid batten
- T650 Inspection panels-Twin Cam (pair)
- T701L Sill/pillar assy roadster LH
- T701R Sill/pillar assy roadster RH
- T703L Rear door pillar roadster LH
- T703R Rear door pillar roadster RH
- T714L Shut face panel roadster LH
- T714R Shut face panel roadster RH
- T715L Inner rear wing roadster LH
- T715R Inner rear wing roadster RH
- T801L Sill/pillar assy coupe LH
- T801R Sill/pillar assy coupe RH
- T803L Rear door pillar coupe LH
- T803R Rear door pillar coupe RH
- T814L Shut face panel coupe LH
- T814R Shut face panel coupe RH
- T815L Inner rear wing coupe LH
- T815R Inner rear wing coupe RH

### KITS AND SPECIAL FIXINGS

- F006 Cone point hexagon screw 3/16" diam x 5/8"  
(Fits MGA fr valance, bonnet/boot hinges, many other MGA/Z applications)
- F006D Small Fastener Major Kit for MGA Body  
(Contains all original type screws, washers & sundries to attach bottoms of wings, fr valance, bonnet catch, boot striker & various other items)
- F037 Loop clip set-body & chassis MGA  
(Set of clips for wiring, cables, brake, clutch, fuel pipes etc. Suitable for ZA/B & Wolseley)
- F080 Fastener kit interior MGA Roadster  
(All chromed Phillips head trim screws for interior panels and sundry brackets, sidescreen plates, demist vents, map lamp, sidescreen bag, door seal end caps, mirror etc.)
- F402 Screw-plate to boot floor (x4)
- T125K MGA fuel tank kit  
(Contains all fixings for hanging fuel tank to body, including special spacers, bolts, nuts lockwashers and sundries)
- T142K Tapping plate, shims & fixings for one door hinge
- T106K MGA front wing fixing kit  
(Set for fixing one MGA front wing)
- T115K MGA rear wing fixing kit  
(Set for fixing one MGA rear wing)
- T100K MGA front valance fixing kit  
(For attachment of front valance to body)
- X012 Sealant treatment for fuel tank (internal)  
(Protects inside of tank - will seal small leakages)

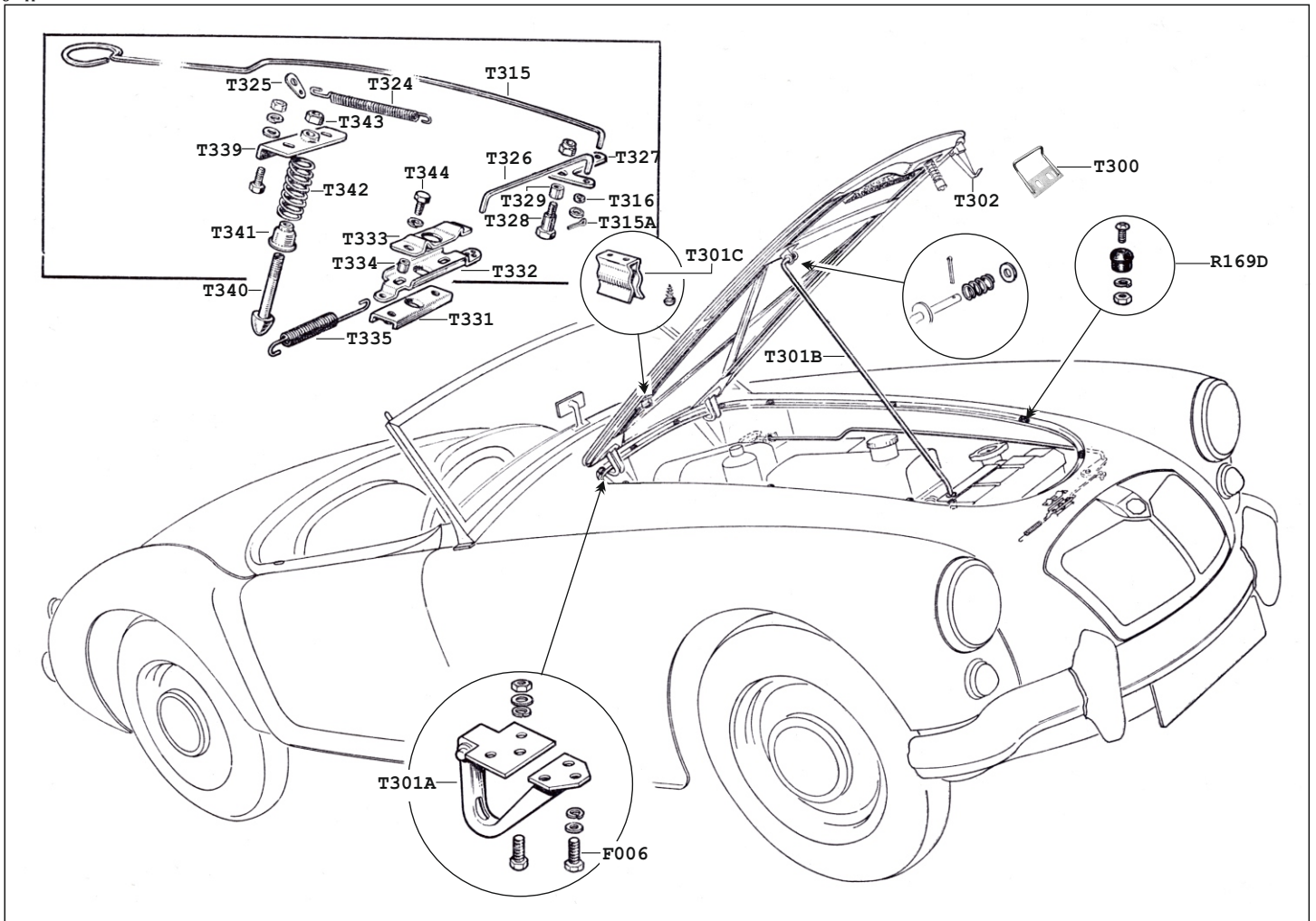


**WHY NOT VISIT OUR WEBSITE?**  
**www.mgbits.com**



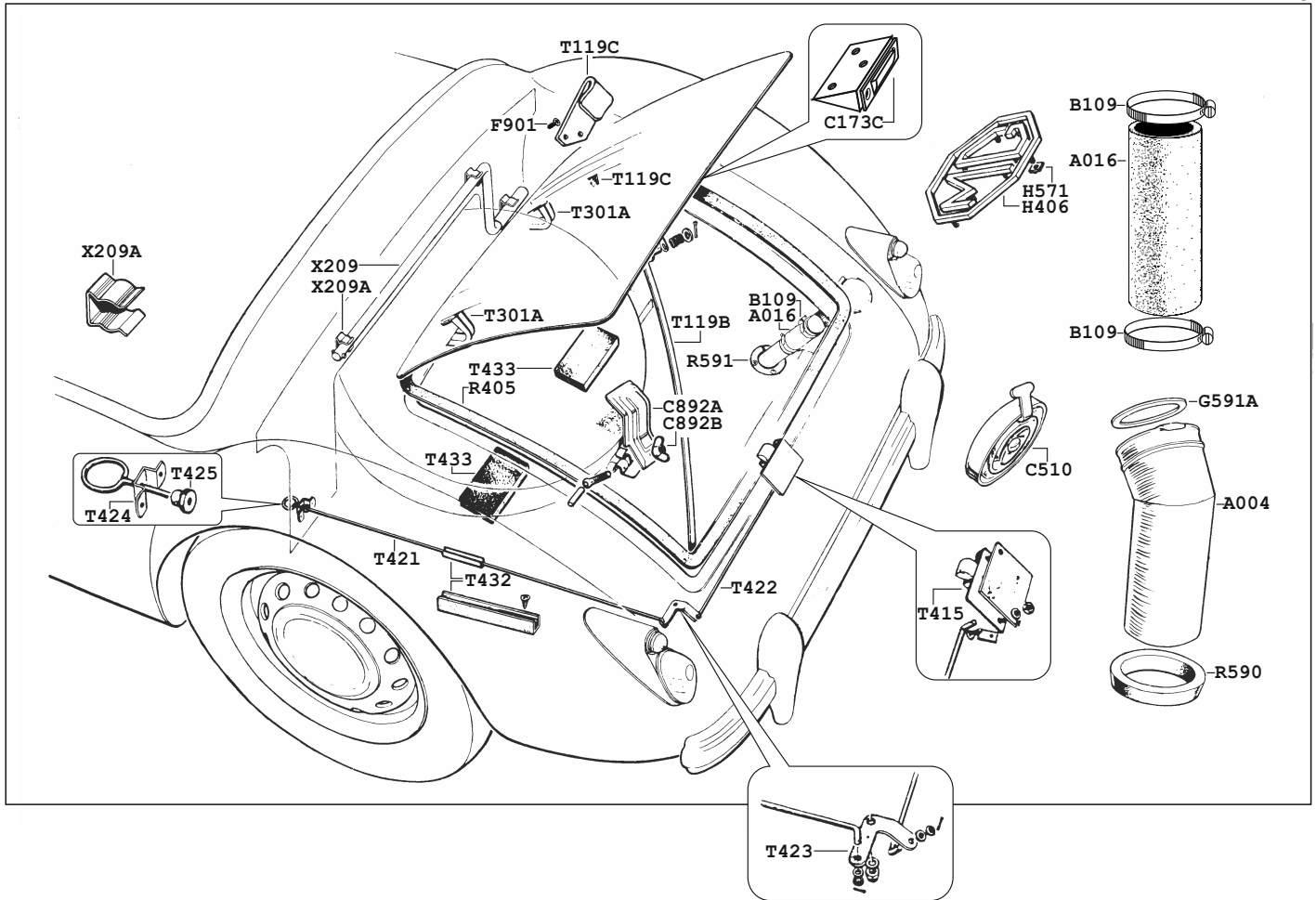
C003	Demist vent	C837A	Rear view mirror(wing or door) "Bullet" racing type
C088A	Hub cap	C867L	Chassis bracket-rear bumper LH
C092AR	Bracket-fog/spot lamp RH	C867R	Chassis bracket-rear bumper RH
C092AL	Bracket-fog/spot lamp LH	C868	Bracket-bumper front
C102A	Badge bar/grill guard	C869	Bracket-bumper rear
C103	Original ashtray for transmission tunnel	F080	Fastener kit interior MGA Roadster
CI77M	Door step "Threshold" plate (optional extra)	(All chromed Phillips head trim screws for interior panels & sundry brackets, sidescreen plates, demist vents, map lamp, sidescreen bag, door seal end caps mirror etc.)	
C220	Racing type aeroscreen with fittings	F092C	Fixing kit-foglamp bracket (1 per side)
C220A	Plexiglass wind deflectors with fittings	F155H	Spring washer-overrider fixing
C229A	Rear bumper	F165	Washer-small-overrider fixing
C229AK	Fitting kit-rear bumper	F165L	Washer-large-overrider fixing
C230	Overrider-front or rear	F513FB	Bolt-overrider fixing
C349	Bumper bolt-short	F552B	Screw set-luggage rack to boot lid (incl. in C552)
C349A	Bumper bolt-long	H417	Motif "1600"
C349B	Bumper bolt-small (behind overrider)	H418	Motif "1600 Mk II"
C414	Front bumper complete (3 sections)	H571A	Fixing clip for C546/H417/H418/H608
C414K	Fitting kit-front bumper	H608	Motif "Twin Cam"
C546	Grille bonnet vent	H839M	Guarantee plate
C552	Luggage rack-boot mounted	H839A	Screws for guarantee plate
C552A	Pair straps only for luggage rack	H842D	Patents plate
C584M	Mirror-interior rear view	R136	Grommet-front or rear bumper stud (6 per car)
C586	Badge clip for C102A	R182	Rubber-overrider seating
C597A	Screw-demist vent		
C815M	Bracket-starting handle		
C837	Wing mirrors-pair		





- |       |                                  |      |                                  |
|-------|----------------------------------|------|----------------------------------|
| R169D | Buffer set (10)- bonnet          | T328 | Pivot-lever-bonnet release MGA   |
| T300  | Bracket-safety catch             | T329 | Spacer-pivot bonnet release MGA  |
| T302  | Safety catch bonnet              | T331 | Support-bonnet catch M/Z/W       |
| T301A | Hinges-bonnet or boot (pair) MGA | T332 | Slide-bonnet catch M/Z/W         |
| T301B | Stay-bonnet MGA                  | T333 | Plate-bonnet catch guide M/Z/W   |
| T301C | Clip-bonnet stay MGA             | T334 | Spacer-bonnet catch M/Z/W        |
| T315  | Rod-bonnet release-long MGA      | T335 | Spring-bonnet catch MGA          |
| T315A | Split pin-bonnet release         | T339 | Bracket-bonnet striker pin MGA   |
| T316  | Double spring washer-release rod | T340 | Striker pin MGA                  |
| T318  | Grommet-b/head release rod MGA   | T341 | Cup-bonnet striker pin MGA       |
| T324  | Spring-bonnet release rod MGA    | T342 | Spring-bonnet striker MGA        |
| T325  | Plate-bonnet release spring MGA  | T343 | Nut-bonnet striker pin MGA       |
| T326  | Rod-bonnet release rod-short MGA | T344 | Screw-striker bracket bonnet MGA |
| T327  | Crank/lever-bonnet release MGA   |      |                                  |

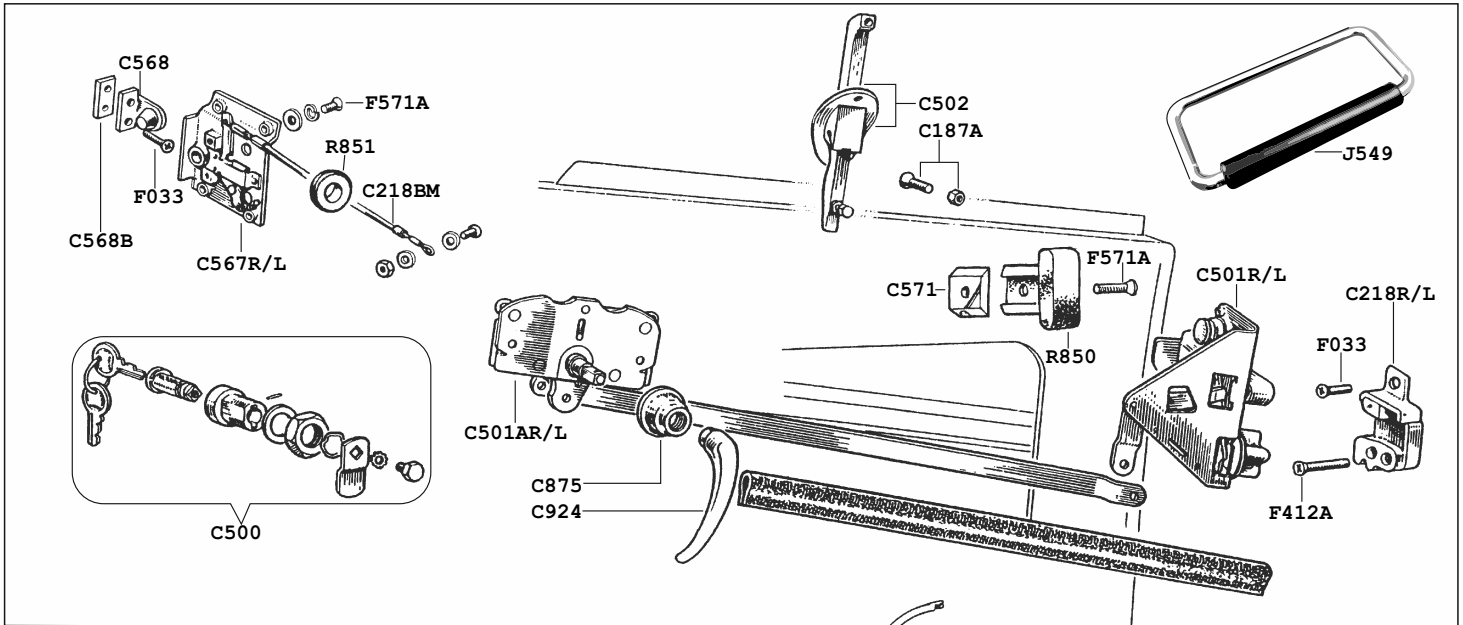




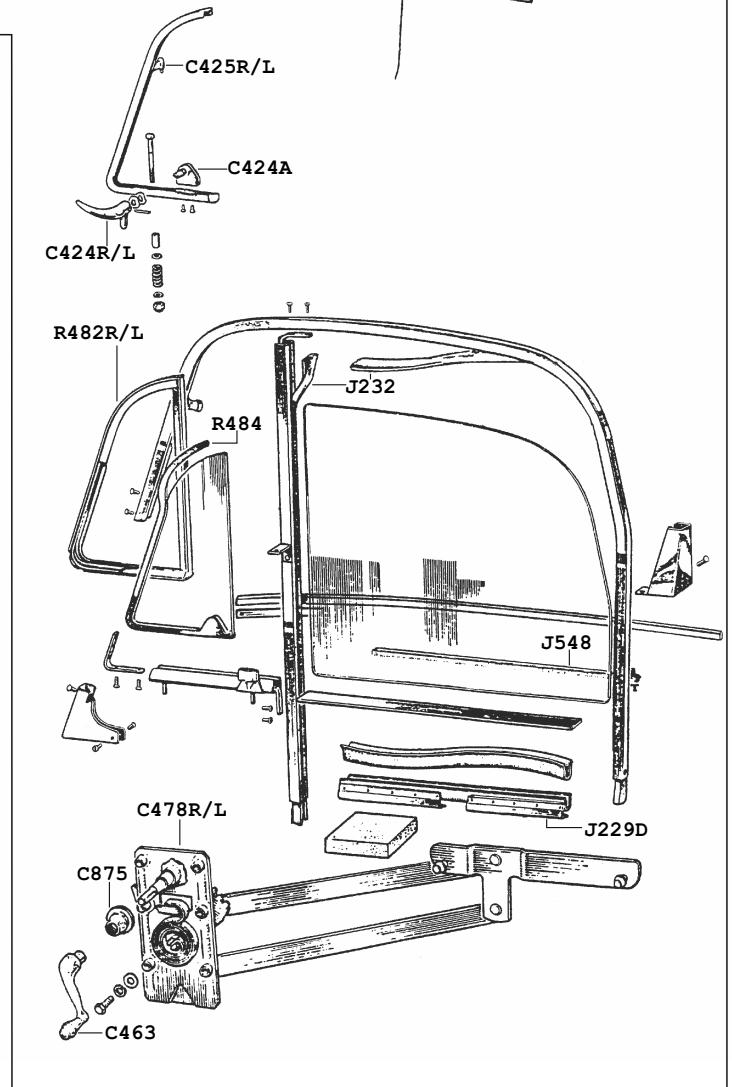
- |       |   |       |                              |
|-------|---|-------|------------------------------|
| A004  | Neck extension-fuel tank  | T119B | Stay-boot MGA                |
| A016  | Hose-filler to tank   | T119C | Clip-stay to lid MGA         |
| B109  | Clip for above - (2 per car)  | T301A | Hinges-boot lid (pr)         |
| C173C | Striker plate-boot lid MGA  | T310  | Plate-fuel tank seal         |
| C510  | Fuel filler cap   | T415  | Boot latch assembly MGA      |
| C892A | Clamp for spare wheel   | T421  | Rod boot release-long MGA    |
| C892B | Wing nut-spare wheel  | T422  | Rod boot release-short       |
| F093  | MGA fastener kit-electrical & sundry<br>(all screws, nuts, washers & sundries for<br>electrical parts, small brackets, cable<br>clamps, wiring harness clips, boot latch<br>assembly & dipswitch. Approx 400 items) | T423  | Lever-boot release rod MGA   |
| F901  | Screw-boot stay clip - (2 per car)  | T424  | Guide-boot release rod MGA   |
| G591A | Seal fuel cap   | T425  | Grommet-boot release rod MGA |
| H406  | MG Motif-boot lid (3 parts)   | T432  | Channel-boot release rod MGA |
| H571  | Fixing clip for boot badge - (13 per car)   | T433  | Felt pad-spare wheel MGA     |
| R405  | Boot seal   | X208  | Wheel hammer (wire wheels)   |
| R590  | Grommet-fuel neck to body   | X209  | Starting handle              |
| R591  | Seal-fuel neck to boot floor  | X209A | Clip-starting handle         |
|       |   | X309  | Jack with handle assembly    |
|       |   | X309A | Bag for jack assembly        |
|       |   | X310  | Tool roll (less tools)       |
|       |   | X311  | Pair of straps for tool roll |

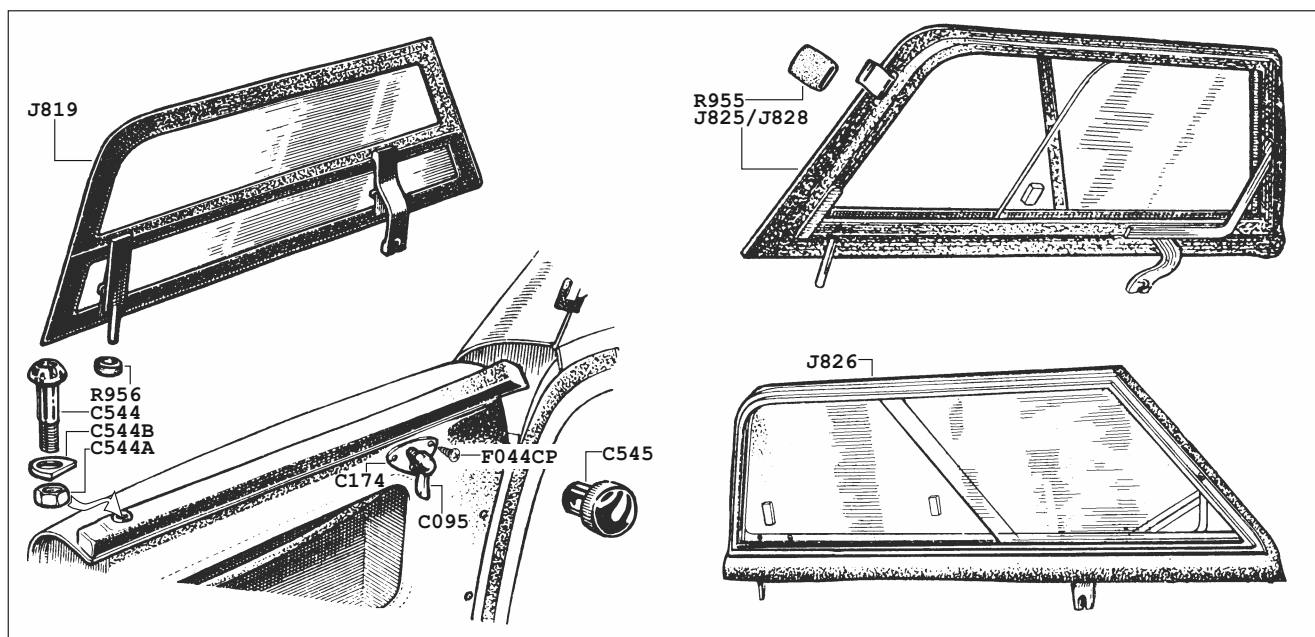






- |  |                                   |     |
|--|-----------------------------------|-----|
| C187A  | Screw & nut-coupe d/handle        | 4   |
| C218L  | Coupe door striker LH             | 1   |
| C218BM   | Cable-door release                | 2   |
| C218R  | Coupe door striker RH             | 1   |
| C424L  | Handle-quarter light LH           | 1   |
| C424R  | Handle-quarter light RH           | 1   |
| C424A  | Bracket-quarter light handle      | 2   |
| C425L  | Hinge-quarter light LH            | 1   |
| C425R  | Hinge-quarter light RH            | 1   |
| C463   | Handle-window regulator coupe     | 2   |
| C478L  | Window regulator coupe LH         | 1   |
| C478R  | Window regulator coupe RH         | 1   |
| C500   | Private lock-coupe door           | 1   |
| C501L  | Coupe door latch LH               | 1   |
| C501R  | Coupe door latch RH               | 1   |
| C501AL   | Remote latch control LH           | 1   |
| C501AR   | Remote latch control RH           | 1   |
| C502   | Exterior door handle-coupe        | 2   |
| C567L  | Door latch-roadster LH            | 1   |
| C567R  | Door latch-roadster RH            | 1   |
| C568   | Striker plate-roadster            | 2   |
| C568B  | Tapping plate-striker             | 2   |
| C571   | Plate-door buffer                 | 2   |
| C571A  | Screw-buffer pl.(coupe uses 2)    | 4   |
| C875   | Escutcheon-door/window handle     | 4   |
| C924   | Door handle-interior-coupe        | 2   |
| F033   | Screw-roadster/coupe striker      | 4/2 |
| F412A  | Screw-roadster/coupe striker      |     |
| F571A  | Screw-door latch & cable fixing   | 30  |
| J229D  | Holder-drop door glass            | 2   |
| J232   | Window felt-door length           | 2   |
| J548   | Weatherstrip-inner or outer       | 4   |
| J549   | Interior door pull-coupe          | 2   |
| R482L  | Seal-quarter light LH             | 1   |
| R482R  | Seal-quarter light RH             | 1   |
| R484   | Glazing strip-qtr. light-car set  | 1   |
| R850   | Buffer-door                       | 4/2 |
| R851   | Grommet-door cable                | 2   |
| T158AK   | Fitting kit-door to body MGA      |     |
| <i>(86 piece screws, washers, nuts, lockwashers etc. for hinges, locks, strikers &amp; sundries on a pair MGA doors)</i> |                                   |     |
| T158BK   | Fixing kit-interior of coupe door |     |





## SIDESCREENS

We offer sidescreens for the MGA in three types. The early "flap" type were fitted as standard to all 1500 models, the sliding type being offered as an optional extra until 1959, when the flap type was discontinued, and the sliding type became standard. Aluminium sidescreens were intended to be used with the works hardtop, but many owners have used them with the folding hood although the fit is less than ideal. However, we now offer a modified type based on the original but designed for use with the hood.

### J819 FLAP SIDESCREENS (vinyl covered)

J819A Black	J819M Red
J819D Beige	J819P Grey
J819F Tan	

### J825 SLIDING SIDESCREENS (vinyl covered)

J825A Black	J825M Red
J825D Beige	J825P Grey
J825F Tan	

### J826 ALUMINIUM SIDESCREENS - see above

### J828 SLIDING SIDESCREENS (canvas covered)

J828A Black
J828D Beige

### SIDESCREEN SUNDRIES


C095	Half wing nut-sidescreen (1500)
C174	Plate-sidescreen attachment
C544	Socket-sidescreen to door
C544A	Nut for C544
C544B	Washer for C544
C545	Knurled nut-sidescreen (1600)
F044CP	Screw for C174 (6 needed)
R073A	Seals-alloy sidescreens-early with bolt on retainer
R073B	Seals-alloy sidescreens-late slide in seal
R955	Rubber sleeve-sidescreen bracket
R956	Rubber spacer-sidescreen peg

### J720 SIDESCREEN STOWAGE BAGS

J720A Black	J720F Tan	J720P Grey
J720D Beige	J720M Red	J720S Green

### FASTENERS FOR STOWAGE BAGS

J293	Peg-double fixing (6 needed)
J291A	Socket for peg (6 needed)
J293A	Screw for J293 (12 Needed)



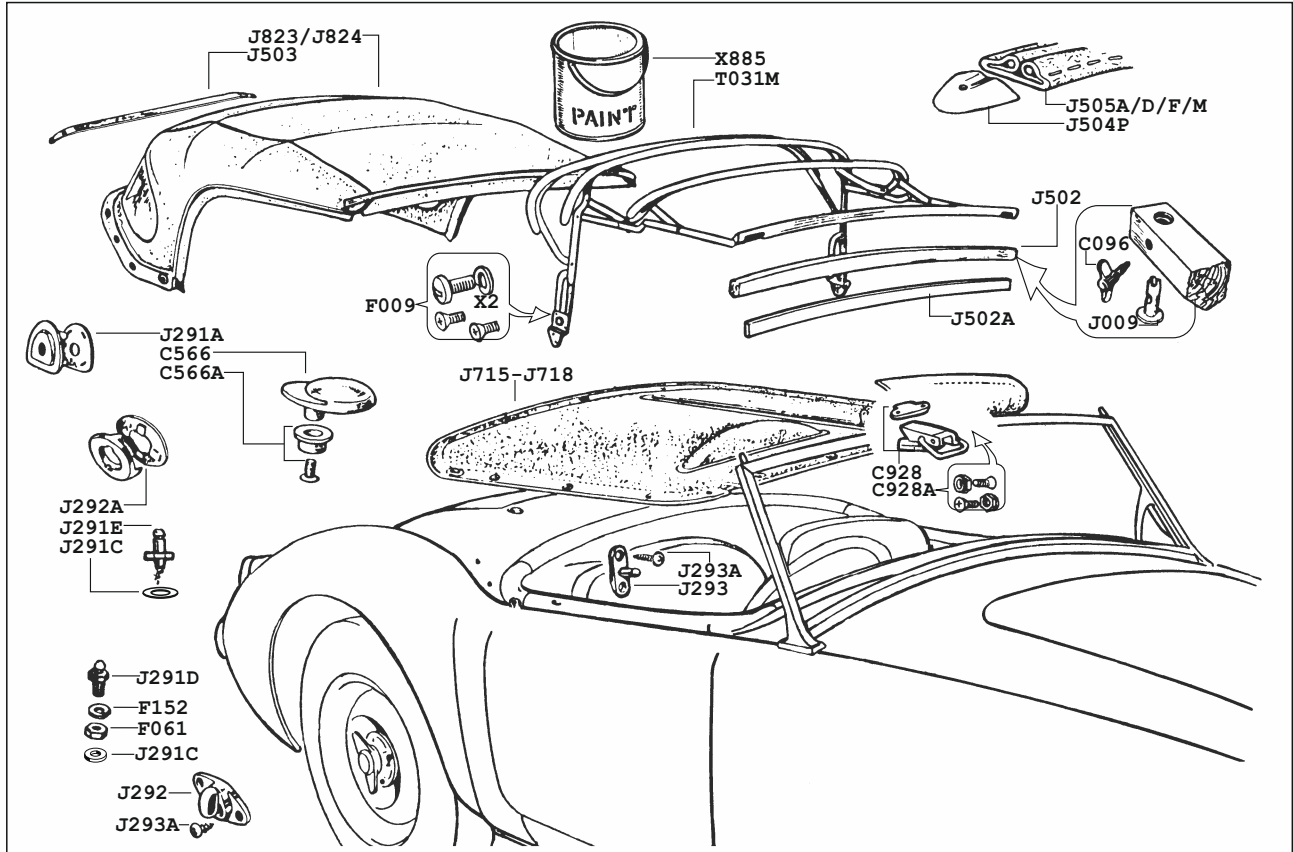
XHP1 Aerosol paint-tan-for hood & sidescreen frames

J044 Sun visor-tinted plexiglass MGA Roadster





British Motor  
Heritage Approved



## TONNEAU COVERS

These are available in two types. Small tonneau covers were used on 1500 models and were fitted immediately behind the rear of the cockpit by a row of "Lift-the-dot" studs. 1600 and Mk II models had a larger tonneau which was attached to the two chrome fasteners and side fixings for the hood, an arrangement preferred by some owners on earlier cars. All tonneau covers are supplied with sockets which are simply attached by the owner to suit existing peg layout, as this can vary.

### J715/J716 LARGE TONNEAU COVERS - VINYL

J715A	Black	RH Drive
J715D	Beige	RH Drive
J715F	Tan	RH Drive
J715M	Red	RH Drive
J715P	Grey	RH Drive
J716A	Black	LH Drive
J716D	Beige	LH Drive
J716F	Tan	LH Drive
J716M	Red	LH Drive
J716P	Grey	LH Drive

### J717/J718 SMALL TONNEAU COVERS - VINYL

J717A	Black	RH Drive
J717D	Beige	RH Drive
J717F	Tan	RH Drive
J717M	Red	RH Drive
J717P	Grey	RH Drive
J718A	Black	LH Drive
J718D	Beige	LH Drive
J718F	Tan	LH Drive
J718M	Red	LH Drive
J718P	Grey	LH Drive

## HOODS

Our quality MGA hoods are copied from the original design. Fasteners are included, but not fitted, as positions may vary. We offer a range of colours in fine quality vinyl, plus high grade canvas, which, although never fitted by the factory, is often favoured for its classic appearance.

J823A	Black - Vinyl
J823D	Beige - Vinyl
J823F	Tan - Vinyl
J823M	Red - Vinyl
J823P	Grey - Vinyl

J824A	Black - canvas
J824D	Beige - canvas

Beige canvas hoods/side screens are not intended as an exact match with our beige interiors. They are of a slightly deeper shade

### HOODS AND TONNEAU SUNDRIES

C096	Wing bolt-hood rail to windscreen
C566	Clip-hood to body
C566A	Fixings for C566 (2 needed)
C928	Clip/bracket-windscreen to hood**
C928A	Screw/nut set for C928
F009	Fixing kit-hood frame
F061	Nut for J291D (2BA)
F152	Spring washer for J291D
J009	Socket for front of hood rail (2 needed)
J291A	Socket for 'Lift the dot' peg (6 needed)
J291C	Nylon Washer for "L.T.D." peg
J291D	Lift the dot peg-machine screw-tonneau and hood (6 front, 6 rear)
J291E	Lift the dot peg-self tapping-small tonneau (when fitted on rear cockpit rail)
J292	Turn button for tonneau/hood (2 needed)
J292A	Socket for J292 (2 per car)

J293	Peg-double fixing (alternative-strong!)
J293A	Screw for J292 & J293
J502	Wood rail-front of hood
J502A	Foam seal-fits on wood rail (optional)
J503	Metal bar-rear of hood (inside fabric)
J504P	Finisher-hidem strip-pair
J505A	Hidem strip-front of hood (Black)*
J505D	Hidem strip-front of hood (Beige)*
J505F	Hidem strip-front of hood (Tan)*
J505M	Hidem strip-front of hood (Grey)*
T031M	Hood frame assembly
X885	Paint-hood frame(tan)500 ML tin brush or spray (use synthetic thinners)
XHP1	Aerosol paint-hood & sidescreen frame (tan)

\*\* Standard on 1600 & Mk II, useful on 1500!

\* Included when complete hood is purchased

**SEATS, KITS AND RELATED PARTS MGA**

Our quality range of MGA seats and cover kits have been copied from original factory patterns by our trimmer, using leather for wearing surfaces and vinyl for non-wearing surfaces as original.

**SEAT FITTINGS AND SUNDRIES**

J375L	Seat runner set complete (4-piece) LH
J375R	Seat runner set complete (4-piece) RH
J375A	Fixing bolt kit-seat runners to floor
J375B	Fixing bolt kit-seat bases to runners
J375D	Captive floor nut-runners (16 per car)
J730	Base cushion for de-luxe seat LH or RH
J731	Back padding for de-luxe seat LH or RH
J732	Base foam-roadster or coupe LH or RH
J733	Back squab-roadster or coupe LH or RH

J733A	Frame-wood for backrest
J740	Frame assembly-bare for de-luxe seat LH
J741	Frame assembly-bare for de-luxe seat RH
J742	Frame assembly-bare for coupe seat RH
J743	Frame assembly-bare for coupe seat LH
J745	Frame assembly-bare for roadster seat LH
J746	Frame assembly-bare for roadster seat RH
J855L	Seat base assembly incl mesh for roadster or coupe LH
J855R	Seat base assembly incl mesh for roadster or coupe RH
J860	Back board-roadster or coupe LH or RH

**J701 ROADSTER LEATHER SEAT COVERS (2 SEATS)**

Second colour refers to piping

J701A	Black/Black	J701AW	Black/White	J701P	Grey/Grey
J701AB	Black/Blue	J701D	Beige/Beige	J701S	Green/Green
J701AM	Black/Red	J701M	Red/Red	J701F	Tan/Tan

**J703 COUPE LEATHER SEAT COVERS (2 SEATS)**

Second colour refers to piping

J703A	Black/Black	J703AW	Black/White	J703P	Grey/Grey
J703AB	Black/Blue	J703D	Beige/Beige	J703S	Green/Green
J703AM	Black/Red	J703M	Red/Red	J703F	Tan/Tan

**J705 DE-LUXE LEATHER SEAT COVERS (2 SEATS)**

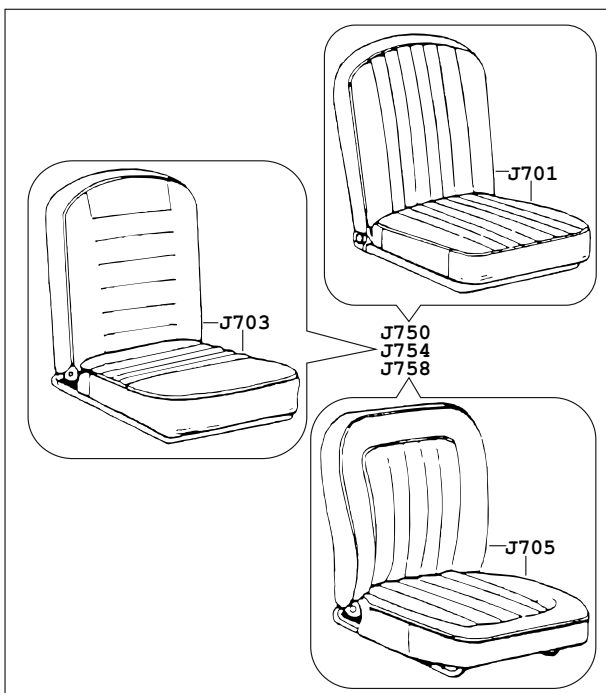
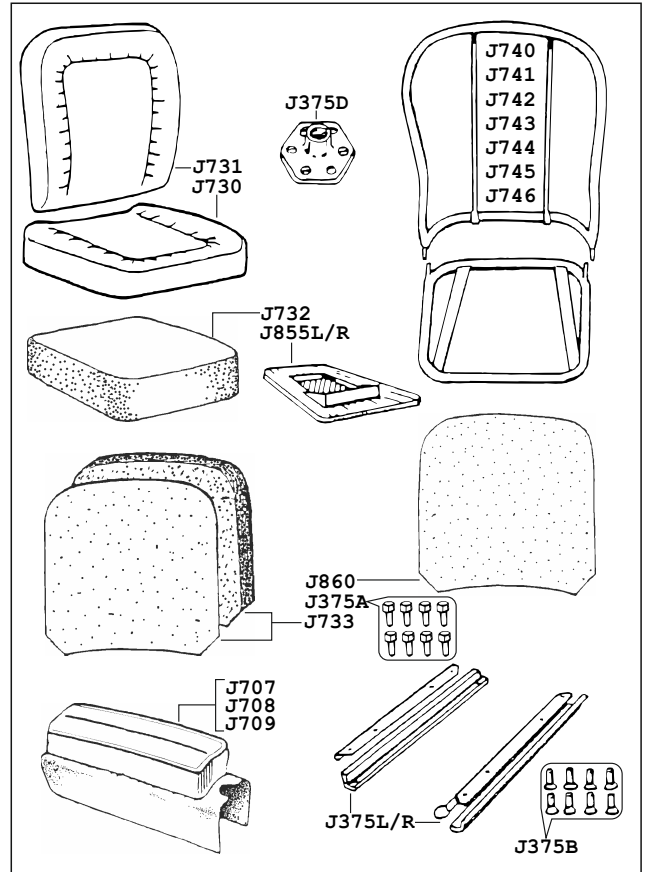
Second colour refers to piping

J705A	Black/Black	J705AW	Black/White	J705P	Grey/Grey
J705AB	Black/Blue	J705D	Beige/Beige	J705S	Green/Green
J705AM	Black/Red	J705M	Red/Red	J705F	Tan/Tan

**J707/J708/J709 ARMREST-LEATHER & PADDING-STITCHED TO CARPET**

Second colour refers to piping, third to carpet

J707A	Black/Black/Black	J708AM	Black/Red/Grey
J707AB	Black/Blue/Black	J708AW	Black/White/Grey
J707AM	Black/Red/Black	J708M	Red/Red/Grey
J707AW	Black/White/Black	J708P	Grey/Grey/Grey
J707D	Black/Beige/Black	J708S	Green/Green/Grey
J707F	Tan/Tan/Black	J709A	Black/Black/Red
J707M	Red/Red/Black	J709AM	Black/Red/Red
J707P	Grey/Grey/Black	J709AW	Black/White/Red
J707S	Green/Green/Black	J709M	Red/Red/Red
J708A	Black/Black/Grey	J709P	Grey/Grey/Red
J708AB	Black/Blue/Grey		

**J750 SEATS COMPLETE-LEATHER (PAIR) ROADSTER**

Second colour refers to piping

J750A	Black/Black	J750AW	Black/White	J750P	Grey/Grey
J750AB	Black/Blue	J750D	Beige/Beige	J750S	Green/Green
J750AM	Black/Red	J750M	Red/Red	J750F	Tan/Tan

**J754 SEATS COMPLETE-LEATHER (PAIR) COUPE**

Second colour refers to piping

J754A	Black/Black	J754AW	Black/White	J754P	Grey/Grey
J754AB	Black/Blue	J754D	Beige/Beige	J754S	Green/Green
J754AM	Black/Red	J754M	Red/Red	J754F	Tan/Tan

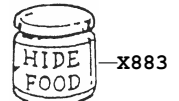
**J758 DE-LUXE SEATS COMPLETE-LEATHER (PAIR)**

Owing to demand for high quality seats offering greater comfort and support, we have reproduced this original factory option. Featuring revised frames with reshaped seats and backrest, they are suitable for Roadster or Coupe. With all wearing surfaces in leather as original, these seats will give your classic MGA that extra edge of quality.

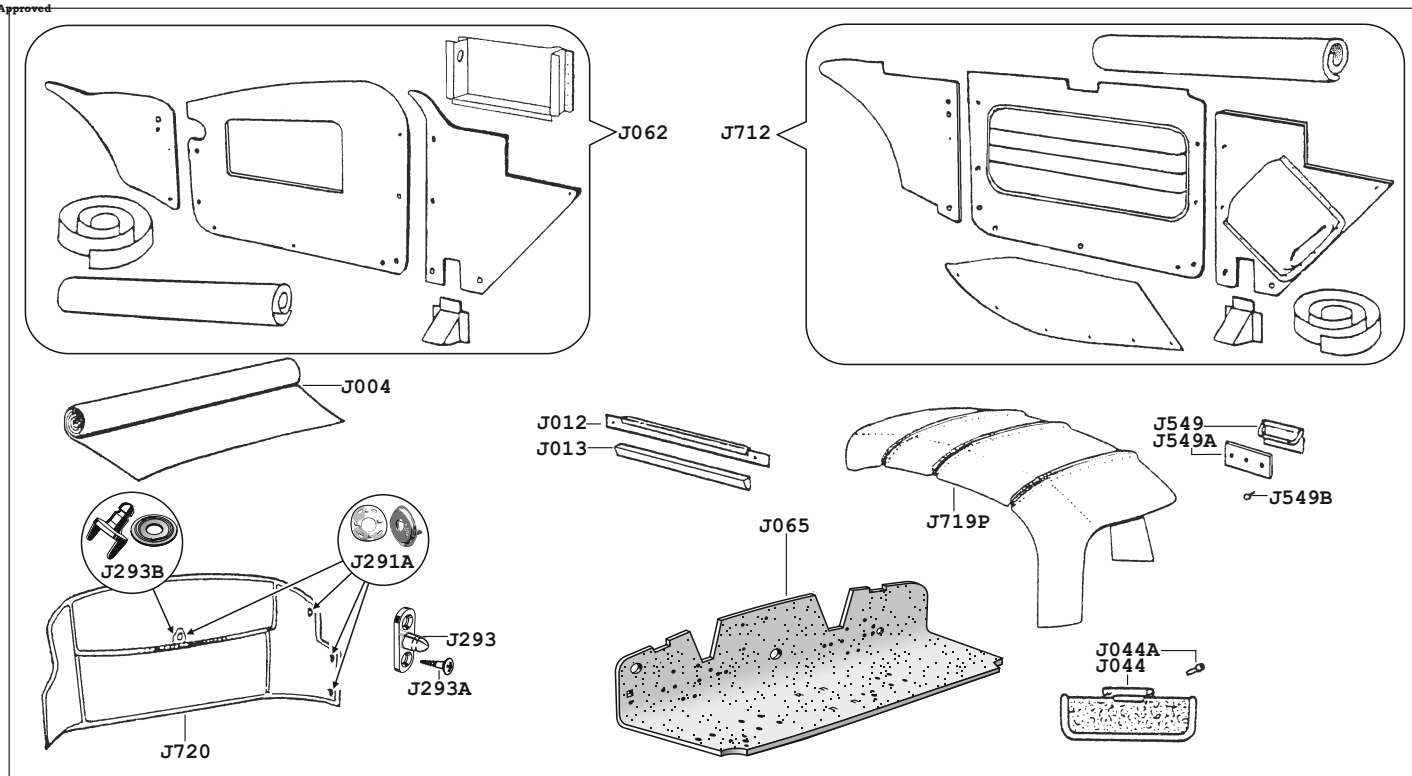
J758A	Black/Black	J758AW	Black/White	J758M	Red/Red
J758AB	Black/Blue	J758D	Beige/Beige	J758P	Grey/Grey
J758AM	Black/Red	J758F	Tan/Tan	J758S	Green/Green

Preserve your leather seats with Hide Food - exposure to air and sun will cause leather to lose its suppleness - also helps to repel stains and moisture.

X883 Hide Food for Leather 11oz Jar







## GUIDE TO INTERIOR COLOURS ON MGA

The following information is offered as a guide for MGA owners wishing to know which colour combinations were original for their model. However, we offer a more extensive range of colour combinations owing to popular demand, in all three seat types as many owners have a personal preference that may differ from original specification. (Second colour shown refers to piping).

### 1500

Green/Green  
Grey/Grey  
Black/Green  
Black/Grey\*\*

Roadster only \*\*

### 1500

Black/Blue\*  
Black/Red  
Black/White

Coupe only \*

### 1600

Black/Blue  
Black/Red  
Black/White  
Beige/Beige

### 1600 Mk 2

Black/Blue\*  
Black/Red  
Black/White  
Beige/Beige

## ROADSTER

This set comprises of panels for front footwell, main door panels with assembled door pockets and rear wheel arch panels, all covered in quality vinyl leather cloth. All piping and materials for covering cockpit trim rails and dashboard where applicable is provided, also matching leather for door top rails and rear cockpit corners as original. A full set of fixing screws and washers is also supplied.

## COUPE

All covering panels are included, comprising of front footwell panels with attached map pockets, door panels with pleated centre, rear wheel arch panels with fillet, and rear shelf. Leather cloth is included for covering dashboard and trim rails plus all piping. A full set of fixing screws and washers is also supplied.

Please use the following numbers for colours as set out below. Second colour shown refers to piping.

### J062 ROADSTER INTERIOR KITS

J062A	Black/Black	J062AM	Black/Red	J062D	Beige/Beige	J062P	Grey/Grey	J062F	Tan/Tan
J062AB	Black/Blue	J062AW	Black/White	J062M	Red/Red	J062S	Green/Green		

### J712 COUPE INTERIOR KITS

J712A	Black/Black	J712AM	Black/Red	J712D	Beige/Beige	J712P	Grey/Grey	J712F	Tan/Tan
J712AB	Black/Blue	J712AW	Black/White	J712M	Red/Red	J712S	Green/Green		

### J720 SIDESCREEN STOWAGE BAGS

J720A	Black	J720M	Red	J720S	Green
J720D	Beige	J720P	Grey	J720F	Tan

### FASTENERS FOR STOWAGE BAGS

J291A	Socket for peg	(7 needed)
J293	Peg-double fixing	(6 needed)
J293A	Screw for J293	(12 needed)
J293B	Stud+plate-sidescreen bag	

### J004 VINYL LEATHERCLOTH-AS IN KITS-1.2 M WIDE-PER METRE

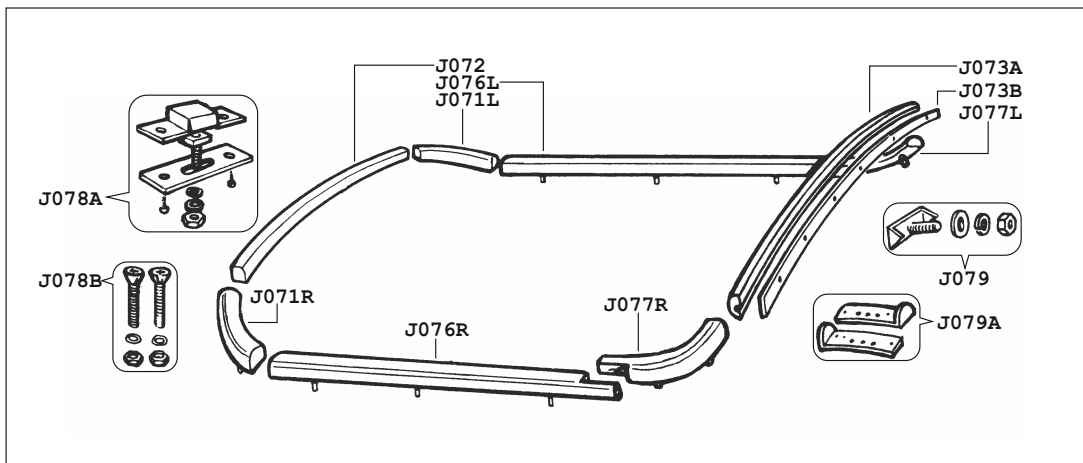
J004A	Black	J004M	Red	J004S	Green	J004D	Beige	J004P	Grey
-------	-------	-------	-----	-------	-------	-------	-------	-------	------

**J065 PAD-UNDER DASH** Only original on Coupe. Can also be fitted to Roadsters to reduce heat and noise.

### J719P HEADLINING KIT FOR COUPE


### SUNDRIES

F080	Screw set-roadster panel kit	J062K	Kit-interior screws & washers (Roadster)
J012	Metal stiffener-door panel	J549	Interior door pull-Coupe
J013	Wood spacer-door panel	J549A	Fixing plate-door pull-Coupe
J044	Sun Visor-Coupe	J549B	Screw-door pull-Coupe
J044A	Screw-sun visor		



**COCKPIT CAPPINGS FOR ROADSTER-UNCOVERED**

- |       |                                  |       |   |
|-------|----------------------------------|-------|---|
| J071L | Rear corner behind door-alloy LH | J077L | Front corner (alloy) for door rail LH       |
| J071R | Rear corner behind door-alloy RH | J077R | Front corner (alloy) for door rail RH       |
| J072  | Rear capping rail-wood           | J078A | Fastener-door/rear cockpit rails (9 needed) |
| J073A | Dashboard rail-wood section      | J078B | Screw/nut-rear corner/door rails (6 needed) |
| J073B | Rubber strip-dashboard rail      | J079  | "T" Bolt-dashboard rail (6 needed)          |
| J076L | Door rail-wood section LH        | J079A | End Pieces for dashboard rail (pair)        |
| J076R | Door rail-wood section RH        |       |   |



**J711 COVERING AND PIPING KITS FOR COCKPIT CAPPINGS**

Contains vinyl and leather for covering of one car set of cockpit cappings. Door rails and rear corners are covered in leather, the remainder in vinyl. Not required when complete interior kits are ordered.

- |                   |                    |                   |                   |               |
|-------------------|--------------------|-------------------|-------------------|---------------|
| J711A Black/Black | J711AM Black/Red   | J711D Beige/Beige | J711P Grey/Grey   | J711F Tan/Tan |
| J711AB Black/Blue | J711AW Black/White | J711M Red/Red     | J711S Green/Green |               |

**J719P- HEADLINING KIT FOR COUPE** Not Illustrated

**J751 INTERIOR PIPING KITS ROADSTER (NOT INCLUDING SEAT PIPING)**

These kits are only needed when replacing worn piping on existing trim as they are included in interior trim kits and covering and piping kits.

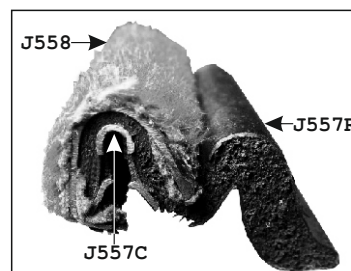


- |             |           |             |            |             |
|-------------|-----------|-------------|------------|-------------|
| J751A Black | J751M Red | J751W White | J751B Blue | J751S Green |
|-------------|-----------|-------------|------------|-------------|

**APERTURE SEAL - MGA** Sold per metre

Original door aperture seals were produced as coloured furflex with rubber seal already attached. These are now supplied separately as two items:

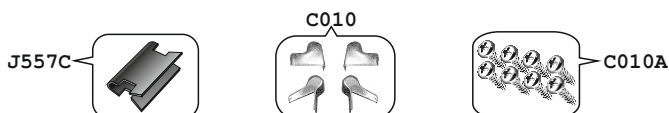
- J557R 'Ramsey' seal - black rubber  
and the furflex seal in a number of different colours:
- |                   |                   |
|-------------------|-------------------|
| J558A Black       | J558F Tan         |
| J558B Blue        | J558L Maroon      |
| J558D Beige       | J558P Grey        |
| J558E Apple green | J558S Suede green |

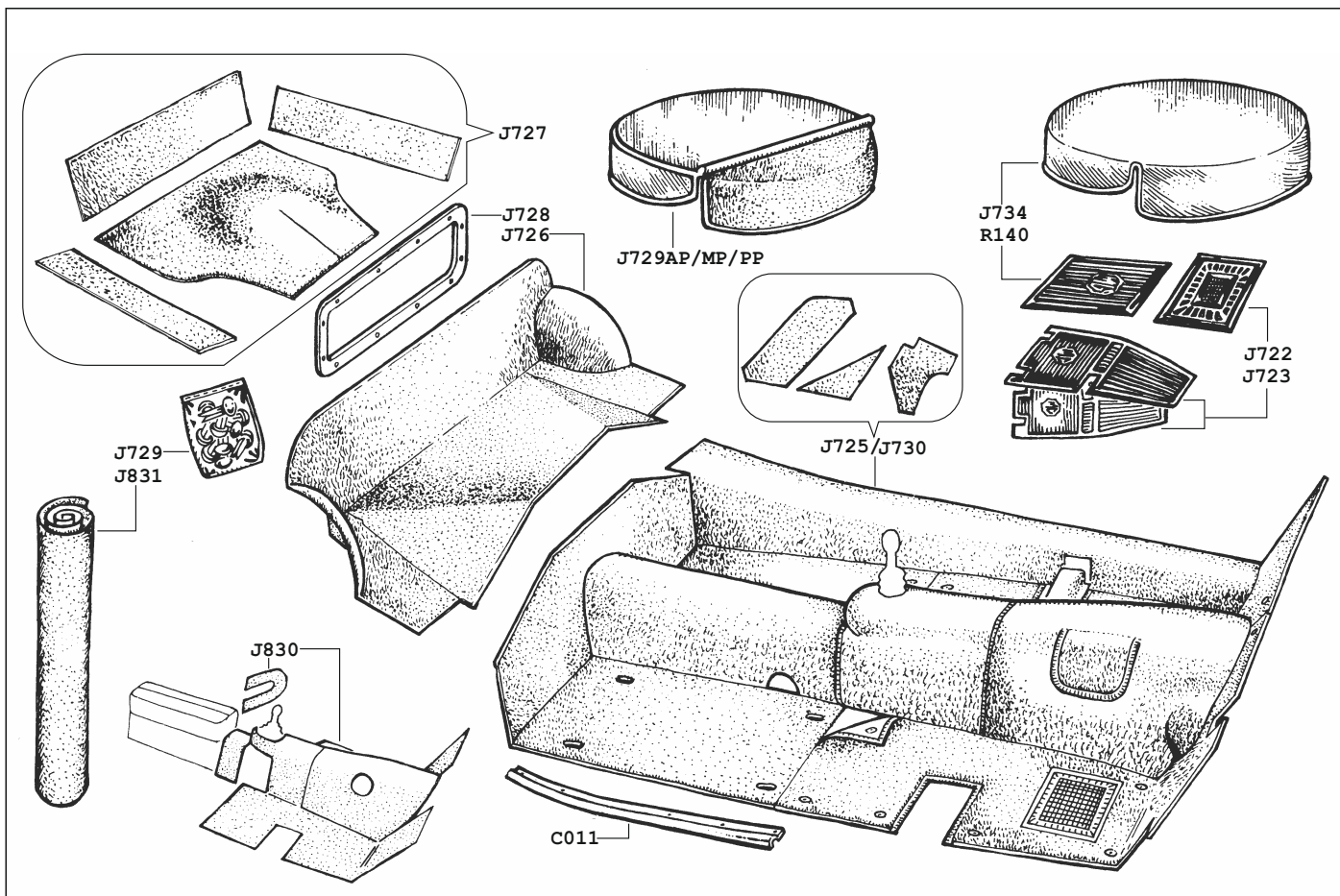


Cross section of original door seal

Clips are available if required for holding Ramsey seal in place:  
J557C (pack of 10)

- |       |                                       |
|-------|---------------------------------------|
| C010  | Cap set of 4 - chrome - aperture seal |
| C010A | Screw set - aperture seal ends        |





## CARPET SETS AND SPARE WHEEL COVERS

As the original "Karvel" carpet was discontinued many years ago. We offer a material which is very close in appearance to the original, and is extremely durable.

ALL CARPET SETS INCLUDE FASTENER SOCKETS, BUT NOT PEGS-SEE BELOW UNDER SEPARATE FASTENERS

NOTE ON ORIGINALITY: ALL ROADSTERS HAD BLACK CARPETS, ALL COUPE MODELS HAD GREY, RED IS A NON ORIGINAL OPTION.

### J725/J730 MAIN CARPETS SETS (floor/sills/tunnel)

J725A	Black	RHD	J730A	Black	LHD
J725M	Red	RHD	J730M	Red	LHD
J725P	Grey	RHD	J730P	Grey	LHD

### J726 REAR CARPET SETS (standard on Coupe, option on Roadster)

J726A	Black
J726M	Red
J726P	Grey

### BOOT CARPET SETS (optional extra)

J727A	Black
J727M	Red
J727P	Grey

### SUNDRIES

C011	Finisher set-carpet edge-Coupe
J722	Rubber mat-as original (not in carpet sets)
J723	Pair of heavy duty rubber floor mats
J830	Felt kit for gearbox carpet
J831	Carpet underfelt per metre (optional)
R140	Rubber mat with "MG" Motif (optional)

### SEPARATE FASTENERS FOR CARPETS

J291	Lift-the-dot peg woodscrew (12 needed)
J291M	Lift-the-dot peg mach. screw (4 needed)
J291A	Socket- lift-the-dot pegs (16 needed)
J291B	Nut for J291M
J294	Carpet Prong & Plate (optional non-original fixing)
J295	Stud - Carpet to Floor (optional non-original fixing)
F152	Washer for J291M


## SPARE WHEEL COVERS

All Coupe versions of 1600 and Mk II models had the spare wheel stored entirely in the boot and not protruding into the rear cockpit. The spare wheel cover on these models was therefore made entirely of grey PVC felt

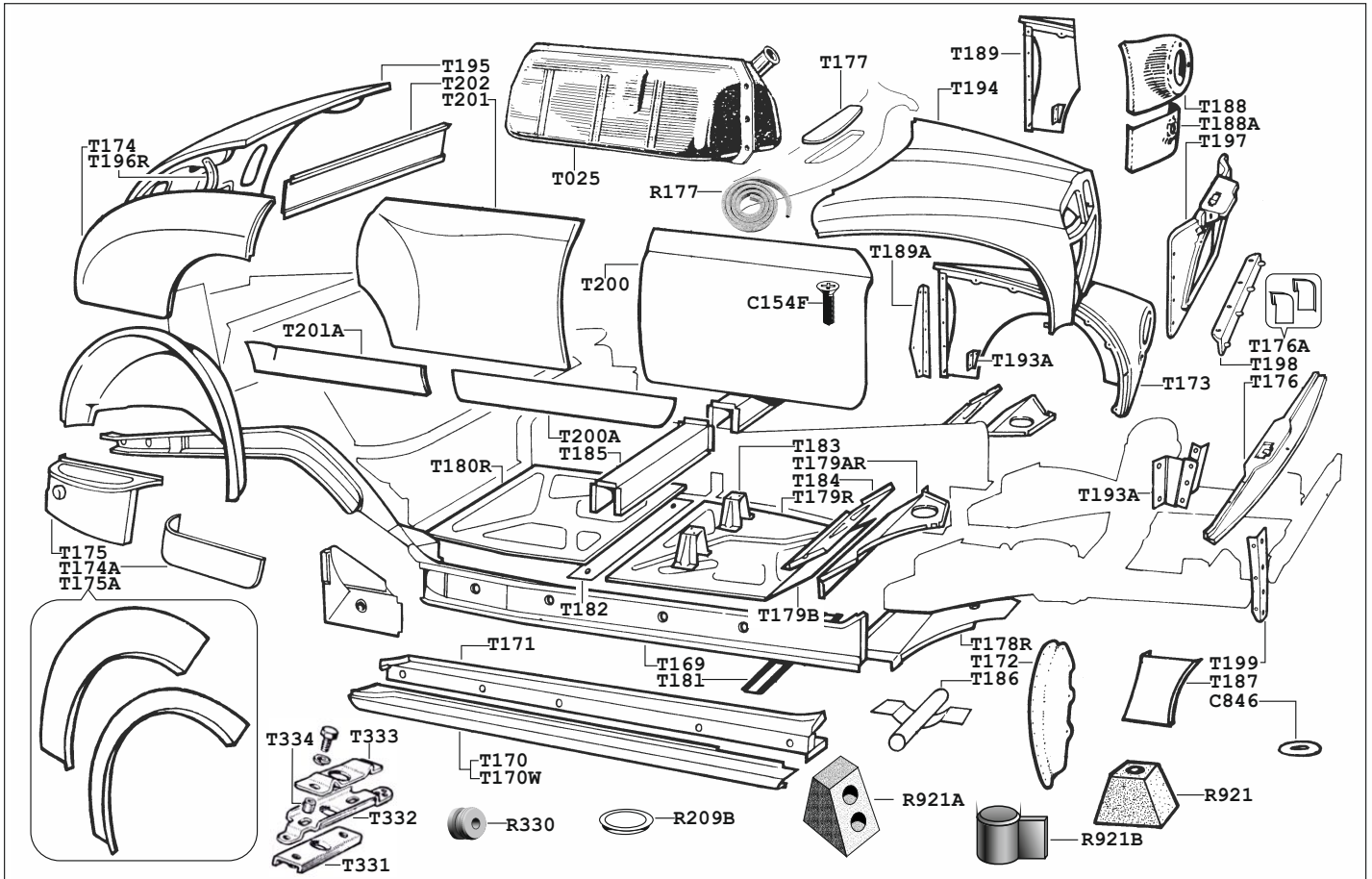
J728	Frame-spare wheel cover support	J729MP	Grey PVC felt/red carpet (optional)
J729	Rivet set for attachment of above	J729PP	Grey PVC felt/grey carpet-1500 Coupe
J729AP	Grey PVC felt/black carpet-all Roadsters	J734	Grey PVC felt-all 1600 and Mk 2 Coupe

## OVERMATS

J723AA	Overmats 2pc LHD Blk/Blk	J724AA	Overmats 2pc RHD Blk/Blk
J723AG	Overmats 2pc LHD Blk/Green	J724AG	Overmats 2pc RHD Blk/Green
J723AH	Overmats 2pc LHD Blk/Blue	J724AH	Overmats 2pc RHD Blk/Blue
J723AM	Overmats 2pc LHD Blk/Red	J724AM	Overmats 2pc RHD Blk/Red
J723AP	Overmats 2pc LHD Blk/Grey	J724AP	Overmats 2pc RHD Blk/Grey
J723PA	Overmats 2pc LHD Grey/Blk	J724PA	Overmats 2pc RHD Grey/Blk
J723PG	Overmats 2pc LHD Grey/Green	J724PG	Overmats 2pc RHD Grey/Green
J723PH	Overmats 2pc LHD Grey/Blue	J724PH	Overmats 2pc RHD Grey/Blue
J723PM	Overmats 2pc LHD Grey/Red	J724PM	Overmats 2pc RHD Grey/Red
J723PP	Overmats 2pc LHD Grey/Grey	J724PP	Overmats 2pc RHD Grey/Grey







- \* C154F Screw-front door hinge-small
- \* C846 Large washer-wing mounting bolts
- R177 Seal-scuttle vent
- R209B Rubber plug-tunnel access
- R288A Grommet set-bulkhead
- R330 Grommet-bonnet release rod
- R921 Rubber buffer-top of wing (2 per car)
- R921A Wedges-pr-bonnet centering
- R921B Buffer - Bonnet T/Cam Coupe, W4/44, ZA, ZBV
- \* R950 Seal-front wing to splash plate (replacement)
- T025 Fuel tank ZA/ZB/W4/W5
- \* T169 Body side member RH or LH
- T170 Outer door sill complete with door shut RH or LH
- \* T171 Inner door sill complete RH or LH
- \* T172 Inner splash plate for front wing RH or LH
- T173 Front wing RH or LH
- \* T174 Rear wing outer skin RH or LH
- T174A Repair section-rear wing-lower RH or LH
- \* T175 Rear wing inner section (below boot side) RH or LH
- T175A Repair set-inner and outer skin-rear wheel arch RH or LH
- T176 Front valance
- T176A End caps-front valance ZB Pr
- \* T177 Top panel for air intake
- \* T177A Air intake complete less mesh
- \* T178 Front underfloor extension panel RH or LH
- \* T179 Centre floor section RH or LH
- \* T179A Front ramp plate RH or LH
- \* T180 Rear floor section RH or LH
- \* T181 Stiffener channel set (under floor) RH or LH
- \* T182 Centre floor closing panel RH or LH
- \* T183 Bracket for seat runners
- \* T184 Stiffener-front ramp plate RH or LH

- \* T185 Channel section RH or LH
- T186 Jacking point assembly (ZB only)
- T187 Repair section-front wing lower RH or LH
- \* T188 Repair section-headlamp surround RH or LH
- T188A Repair section-sidelamp surround
- T189 Repair section-rear of front wing RH or LH
- \* T189A Bracket-front wing to body RH or LH
- \* T193A Bracket-baffle plate to wing RH or LH
- T194 Bonnet assembly
- T195 Boot lid assembly
- \* T196 Boot hinge assembly RH or LH
- T197 Radiator support assembly RH or LH
- T198 Bracket-lower-radiator support
- T199 Bracket-side-radiator RH or LH
- \* T200 Door skin-front RH or LH
- T200A Lower door skin front RH or LH
- T201 Door skin-rear RH or LH
- T201A Lower door skin rear RH or LH
- \* T202 Lower rear panel
- \* T203 Boot floor assembly (not illustrated)

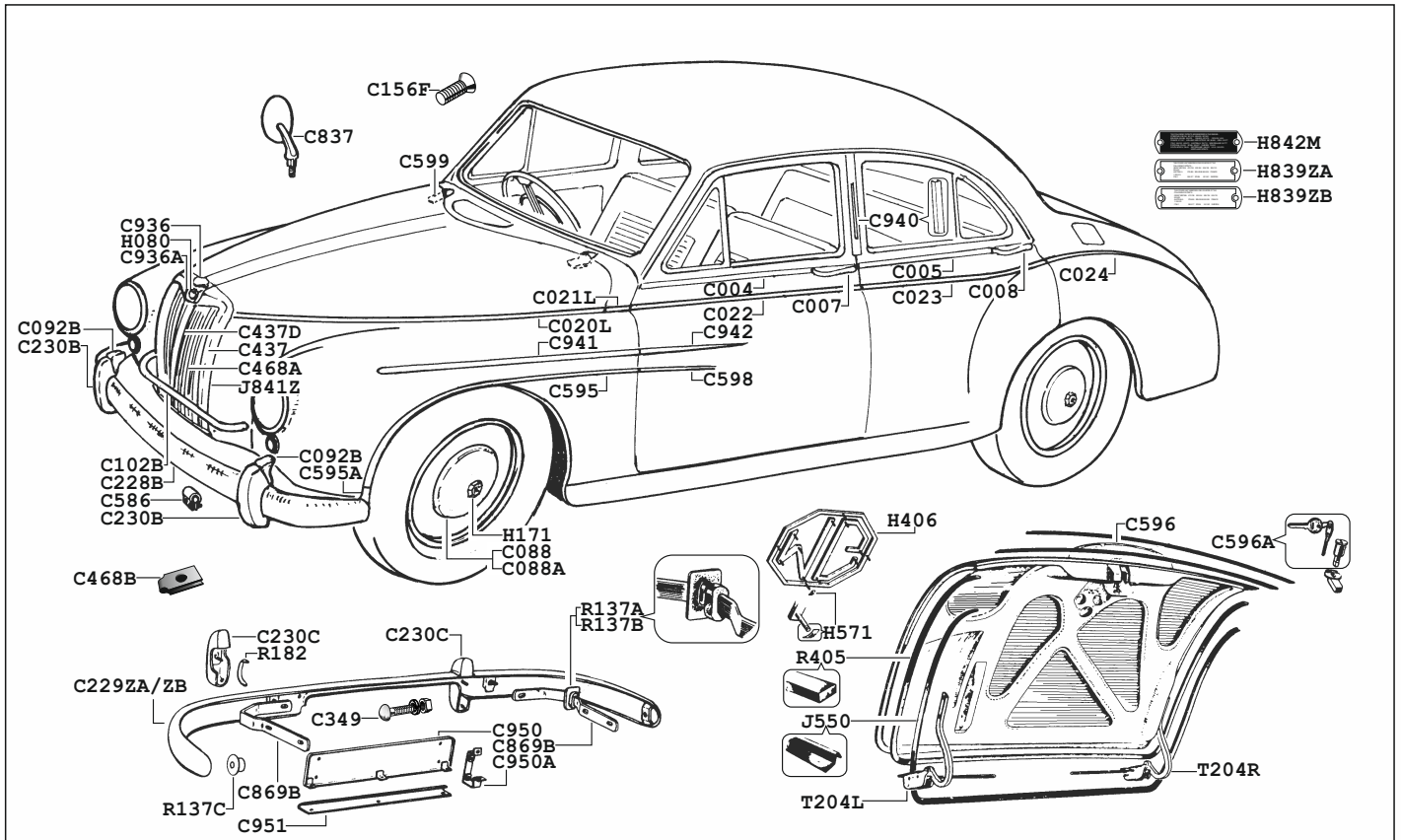
**PANELS FOR WOLSELEY 4/44 AND 15/50 ONLY**

- T170W Outer door sill complete with door shut RH or LH

**BONNET CATCH FITTINGS**

- T331 Support-bonnet catch M/Z/W
- T332 Slide-bonnet catch M/Z/W
- T333 Plate-bonnet catch guide M/Z/W
- T334 Spacer-bonnet catch M/Z/W

\* = Suitable for Wolseley 4/44 and 15/50 models



- C004 Chrome strip below window-front LH or RH
- C005 Chrome strip below window-rear LH or RH
- C005A Clip for C004/5 (*nearest available type*)\*
- C006 Exterior door handle-front locking\*
- C006A Backing plate-driver's door handle\*
- C007 Exterior door handle-front non-locking
- C007A Backing plate for door handle-rear & passenger side-front\*
- C008 Exterior door handle-rear LH or RH
- C020L Chrome strip-bonnet LH (*Varitone*)
- C020R Chrome strip-bonnet RH (*Varitone*)
- C021L Chrome strip-scuttle LH (*Varitone*)
- C021R Chrome strip-scuttle RH (*Varitone*)
- C022 Chrome strip-front door LH or RH (*Varitone*)
- C023 Chrome strip-rear door LH or RH (*Varitone*)
- C024 Chrome strip-rear wing LH or RH (*Varitone*)
- C088 Hub cap with MG motif
- C088A Hub cap-plain
- C092B Fog lamp bracket (*attaches to overrider*)
- C102B Badge bar
- C156F Screw-bonnet hinge
- C228B Front bumper-used
- C228SS Bumper set front & rear with overriders-stainless steel
- C229ZA Rear bumper-used ZA
- C229ZB Rear bumper-used ZB
- C230B Overrider-front
- C230C Overrider-rear RH or LH
- C310 Fixing plate-chrome strips-ZB *Varitone* +  
ZA front wing strip (C595)
- C349 Bumper bolt
- C437 Radiator shell and grille
- C437D Centre bar for radiator shell
- C468A Chrome grille slat-RH or LH
- C468B Clip-radiator grille slat to frame
- C573 Chrome screw for C595A ZA\*
- C586 Badge clip-attaches to badge bar
- C595 Strip for front wing ZA
- C595A Finisher for bumper to wing strip-LH or RH ZA

- C596 Cover for number plate/boot catch
- C596A Locking barrel and key-boot
- C596B Locking barrel and key-door handle\*
- C598 Chrome flash (*on door*) RH or LH ZA
- C599L Chrome bonnet hinge LH
- C599R Chrome bonnet hinge RH
- C837 Pair or original type (*round*) wing mirrors
- C869A Bracket-rear bumper RH or LH ZA\*
- C869B Bracket-rear bumper RH or LH ZB
- C936 Dummy octagonal radiator cap
- C936A Plinth-badge and dummy radiator cap
- C940 Blanking piece-trafficator (*Varitone*)
- C941 Chrome strip-front wing LH or RH
- C942 Chrome strip-front door LH or RH
- C950 Panel-rear number plate
- C950A Bracket-rear number plate panel
- C951 Chrome strip-rear number plate
- F202 Nut for C310\*
- H080 Badge for radiator shell
- H171 MG motif for hub cap
- H406 3piece boot badge
- H571 Fixing clip-boot badge (*13 per car*)
- H839ZA Guarantee plate ZA
- H839ZB Guarantee plate ZB
- H842M Patents plate ZA/B
- J550 Finisher strip-boot edge surround
- J841Z Piping (*black*) radiator shell
- R137A Grommet-rear bumper bracket to body ZA
- R137B Grommet-rear bumper bracket to body ZB
- R137C Grommet-rear bumper to wing (*4 per car*)
- R182 Overrider seating rubber (*8 per car*)
- R405 Rubber seal-boot lid + R195
- T204L Boot hinge LH ZA/ZB/W4/W5
- T204R Boot hinge RH ZA/ZB/W4/W5

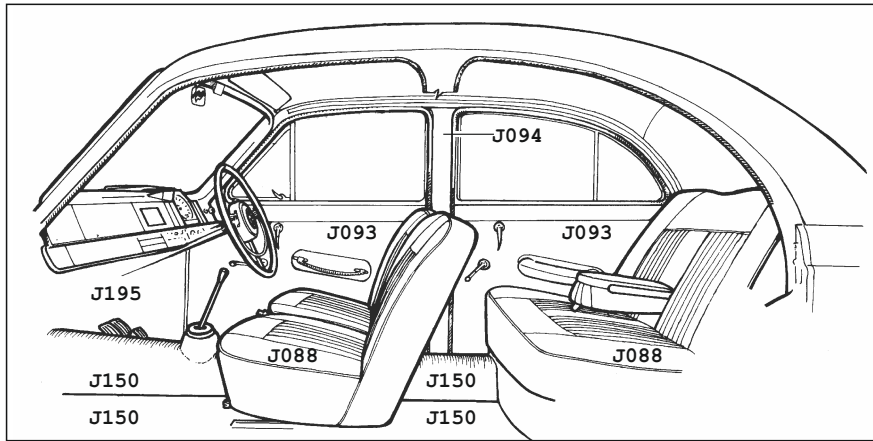
\* = Not illustrated

### NB Clips for

C020 = C005AK x 7 + C310 x 2 (per side)  
C022 = C005AK x 5 (per side)



C023 = C005AK x 5 + C310 x 2 (per side)  
C024 = C005AK x 12 (per side)



J088D	Seat kit front & rear <b>beige</b> ZA/B	J150P	Carpet set <b>grey</b> ZA/B
J088F	Seat kit front & rear <b>tan</b> ZA/B	J150S	Carpet set <b>pine green</b> ZA/B
J088L	Seat kit front & rear <b>maroon</b> ZA/B	J151A	Carpet set <b>black</b> W4/5
J088P	Seat kit front & rear <b>grey</b> ZA/B	J151AA	Carpet set <b>black</b> W4/5 auto
J088S	Seat kit front & rear <b>suede green</b> ZA/B	J151L	Carpet set <b>maroon</b> W4/5
J093D	Door panels <b>beige</b> set 4 ZA/B	J151LA	Carpet set <b>maroon</b> W4/5 auto
J093F	Door panels <b>tan</b> set 4 ZA/B	J151P	Carpet set <b>grey</b> W4/5
J093L	Door panels <b>maroon</b> set 4 ZA/B	J151PA	Carpet set <b>grey</b> W4/5 auto
J093P	Door panels <b>grey</b> set 4 ZA/B	J151S	Carpet set <b>green</b> W4/5
J093S	Door panels <b>suede green</b> set 4 ZA/B	J151SA	Carpet set <b>green</b> W4/5 auto
J094D	Covers 'B' post panels <b>beige</b> Z	J152	Spare wheel cover <b>black</b> Z/W (optional extra)
J094F	Covers 'B' post panels <b>tan</b> Z	J153	Boot liner set 5 piece Z
J094L	Covers 'B' post panels <b>maroon</b> Z	J154	Floor mat-boot Z/W
J094P	Covers 'B' post panels <b>grey</b> Z	J170	Hardura felt <b>black</b> metre (for soundproofing)
J094S	Covers 'B' post panels <b>green</b> Z	J195D	Kick panels (pr) <b>beige</b> ZA
J096D	Parcel shelf <b>beige</b> Z (behind rear seat)	J195F	Kick panels (pr) <b>tan</b> ZA
J096F	Parcel shelf <b>tan</b> Z (behind rear seat)	J195L	Kick panels (pr) <b>maroon</b> ZA
J096L	Parcel shelf <b>maroon</b> Z (behind rear seat)	J195P	Kick panels (pr) <b>grey</b> ZA
J096P	Parcel shelf <b>grey</b> Z (behind rear seat)	J195S	Kick panels (pr) <b>suede green</b> ZA
J097A	Covers-door armrest (pr) <b>black</b> Z	J196A	Kick panels (set 4) <b>black</b> ZB
J097D	Covers-door armrest (pr) <b>beige</b> Z	J196D	Kick panels (set 4) <b>beige</b> ZB
J097F	Covers-door armrest (pr) <b>tan</b> Z	J196F	Kick panels (set 4) <b>tan</b> ZB
J097L	Covers-door armrest (pr) <b>maroon</b> Z	J196L	Kick panels (set 4) <b>maroon</b> ZB
J097P	Covers-door armrest (pr) <b>grey</b> Z	J196P	Kick panels (set 4) <b>grey</b> ZB
J097S	Covers-door armrest (pr) <b>suede green</b> Z	J196S	Kick panels (set 4) <b>suede green</b> ZB
J148AD	Overmats 2 piece <b>black/beige</b> W4	J549AX	Cord door pull- <b>black</b> Z exu*
J148AF	Overmats 2 piece <b>black/tan</b> W4	J549D	Cord door pull- <b>beige</b> repro Z
J148AL	Overmats 2 piece <b>black/maroon</b> W4	J549DX	Cord door pull- <b>beige</b> Z exu*
J148AP	Overmats 2 piece <b>black/grey</b> W4	J549L	Cord door pull- <b>maroon</b> repro Z
J148AS	Overmats 2 piece <b>black/green</b> W4	J549LX	Cord door pull- <b>maroon</b> Z exu*
J149AD	Overmats 2 piece <b>black/beige</b> Z	J549P	Cord door pull- <b>grey</b> repro Z
J149AF	Overmats 2 piece <b>black/tan</b> Z	J549PX	Cord door pull- <b>grey</b> Z exu*
J149AL	Overmats 2 piece <b>black/maroon</b> Z	J549S	Cord door pull- <b>green</b> repro Z
J149AP	Overmats 2 piece <b>black/grey</b> Z	J549SX	Cord door pull- <b>green</b> Z exu*
J149AS	Overmats 2 piece <b>black/green</b> Z	J549W	Door pull-interior W4/44 used
J150A	Carpet set <b>black</b> ZA/B		
J150D	Carpet set <b>beige</b> ZA/B		
J150L	Carpet set <b>maroon</b> ZA/B		

Repro door pulls have different mounting plates and require at least one new hole to be drilled.

#### APERTURE SEAL - ZA/ZB, W4/44 & 15/50 Sold per metre-colours as listed.

Rubber seal J557R is fitted before coloured aperture edge trim, using clips J557C if required (in some cases this is not needed)


Original door aperture seals were produced as coloured furlflex with rubber seal already attached. These are now supplied separately as two items:

J557R 'Ramsey' seal - black rubber  
and the furlflex seal in a number of different colours:

J558A	Black	J558F	Tan
J558B	Blue	J558L	Maroon
J558D	Beige	J558P	Grey
J558E	Apple green	J558S	Suede green

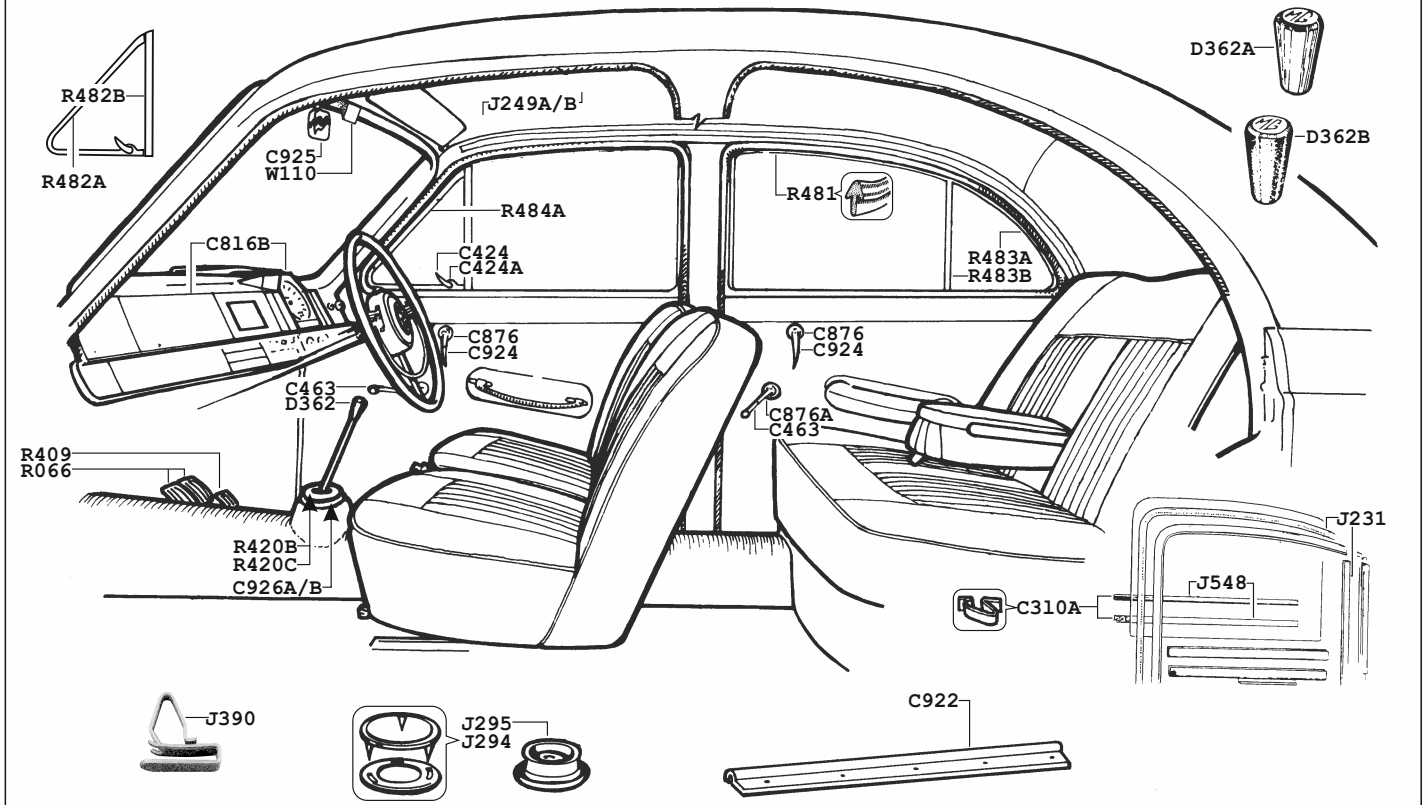
Also 'woven' style as fitted to Wolseleys:

J558WA	Black
J558WM	Red
J558WP	Grey



Cross section of original door seal





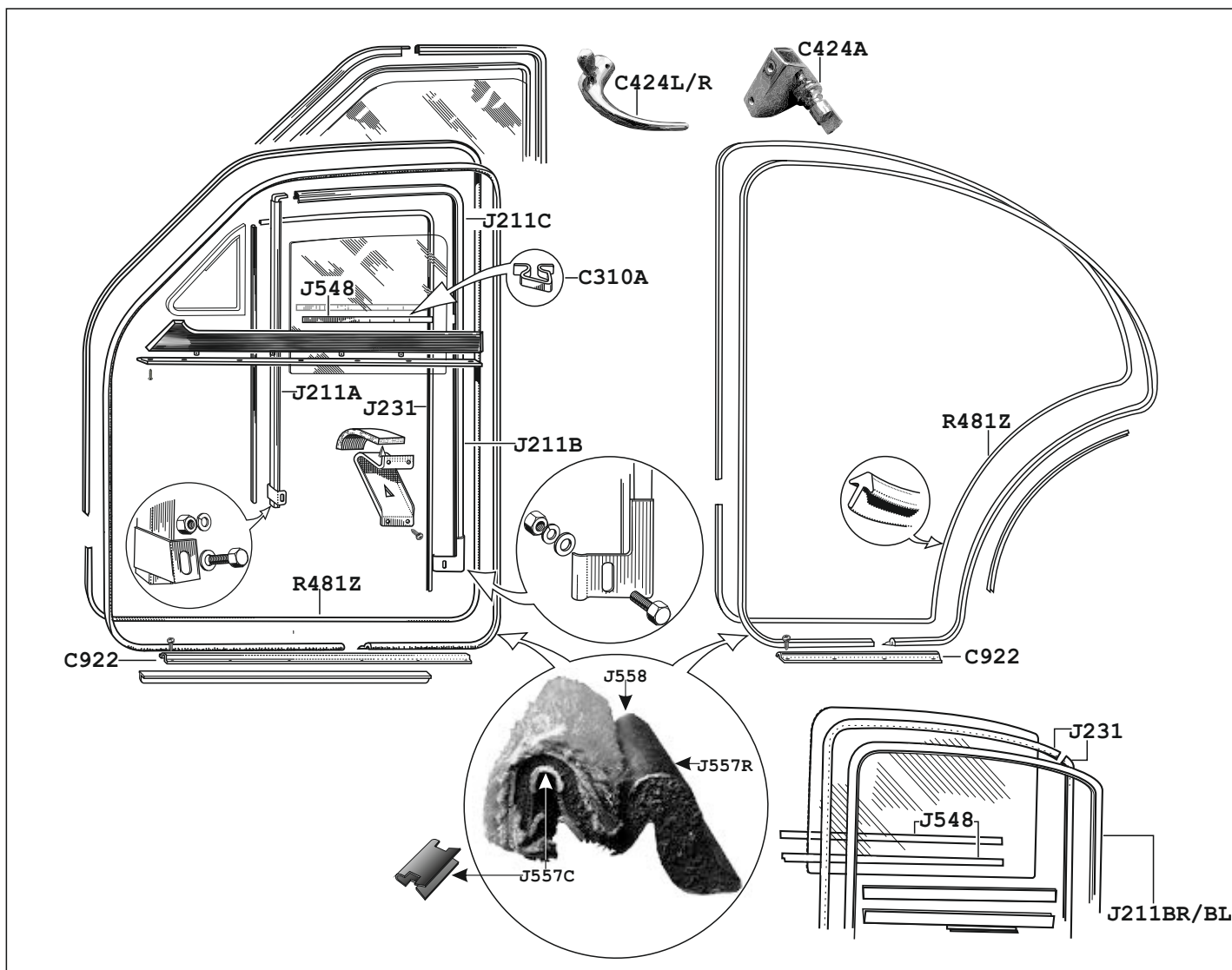
- |       |                                       |        |                                |
|-------|---------------------------------------|--------|--------------------------------|
| C924  | Handle-door-interior                  | J390   | Door and trim panel clip       |
| C924W | Handle-door-interior W4/5             | R066   | Pad-brake or clutch pedal      |
| C925  | Mirror-interior                       | R409   | Pad-throttle pedal (ZA only)   |
| C926A | Chrome bezel-gear lever (round)       | R420B  | Rubber gaiter-gear lever-round |
| C926B | Chrome bezel-gear lever (oval)        | R420C  | Rubber gaiter-gear lever-oval  |
| C926C | Chrome screw for bezel*               | W110   | Clock surround/support         |
| D362  | Knob-gear lever-original              | X112ZX | Parcel tray wood capping Z Ex  |
| D362A | Knob-gear lever-wood with MG motif    | X113ZX | 'A' post wood trims (pr) Z Ex  |
| D362B | Knob-gear lever-leather with MG motif | X114ZX | Top bar wood windscreen Z Ex   |
| J249A | Headlining kit-cloth (early cars)     | X155X  | Dashboard recon RHD ZA Exu     |
| J249B | Headlining kit-plastic (late cars)    | X156X  | Dashboard recon RHD ZB Exu     |
| J294  | Carpet fastener (on carpet)           |        | * Not Illustrated              |
| J295  | Carpet stud (on floor)                |        |                                |

## FRONT QUARTER LIGHT SEALS FOR ZA/ZB, W4/44+15/50

(Produced as separate sections, to be sealed when fitted)

- R482AL Curved seal-front quarter light Z/W LH
- R482AR Curved seal-front quarter light Z/W RH
- R482B Vertical seal-front quarter light Z/W RH/LH
- R483A Curved seal-rear quarter light Z/W RH/LH
- R483B Vertical seal-rear quarter light Z/W RH/LH





- C310A Clip-weatherstrip
- C424L Handle-¼ light LH
- C424R Handle-¼ light RH
- C424A Pivot ¼ light handle
- C922 Finisher carpet-door seal (*cut to length*)
- J211AL Window channel-front-straight LH
- J211AR Window channel-front-straight RH
- J211BL Window channel-rear-straight LH
- J211BR Window channel-rear-straight RH
- J211CL Window channel-front- curved LH
- J211CR Window channel-front- curved RH
- J231 Window flex channel (*per door*)
- J548 Weather strip-door 20" (8 per car)

**APERTURE SEAL - ZA/ZB, W4/44 & 15/50** Sold per metre-colours as listed.

Rubber seal J557R is fitted before coloured aperture edge trim, using clips J557C if required (in some cases this is not needed)

Original door aperture seals were produced as coloured furlflex with rubber seal already attached. These are now supplied separately as two items:

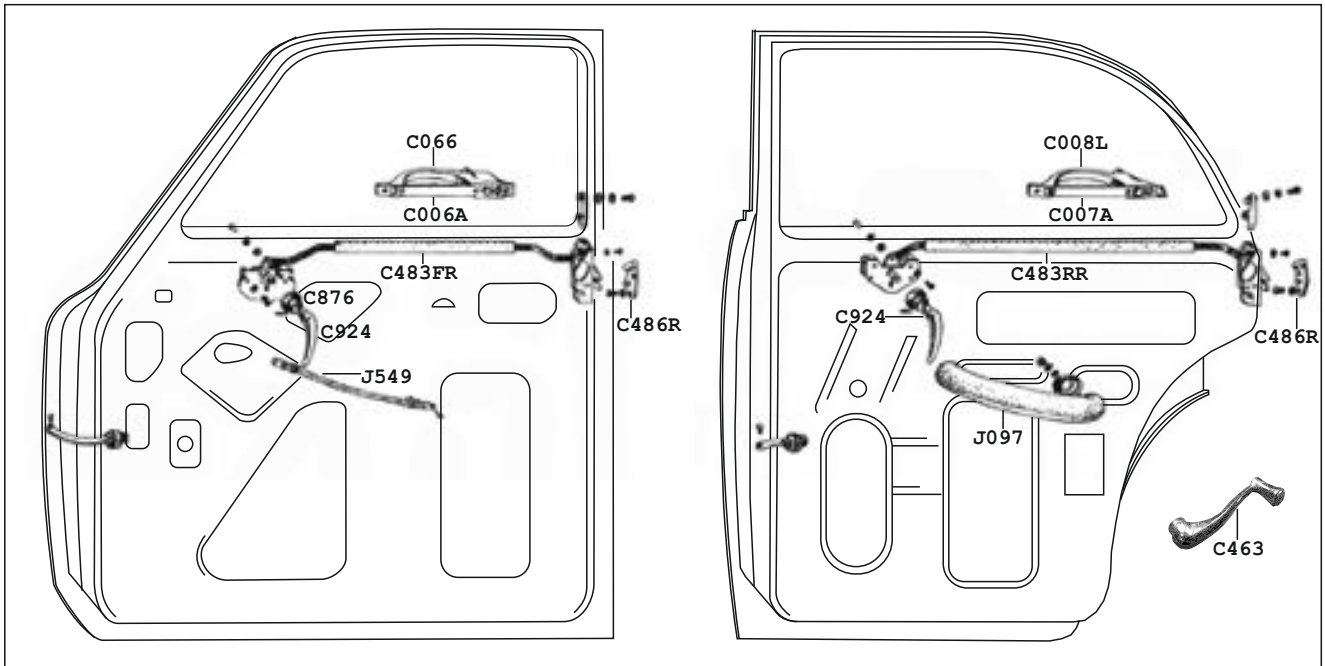
J557R 'Ramsey' seal - black rubber  
and the furlflex seal in a number of different colours:

- J557C Clip-aperture seal (*pk 10*)
- J557R Ramsey sponge seal (*metre*)
- J558A Aperture seal-Plush Black (*metre*)
- J558B Aperture seal-Plush Blue (*metre*)
- J558D Aperture seal-Plush Beige (*metre*)
- J558E Aperture seal-Plush Green (*metre*)
- J558F Aperture seal-Plush Tan (*metre*)
- J558L Aperture seal-Plush Maroon (*metre*)
- J558M Aperture seal-Plush Red (*metre*)
- J558P Aperture seal-Plush Grey (*metre*)
- J558WA Aperture seal-Woven Black (*metre*)\*
- J558WMAperture seal-Woven Red (*metre*)\*
- J558WP Aperture seal-Woven Grey (*metre*)\*
- J558S Aperture seal-Plush Suede Green (*metre*)
- R481Z Seal-door edge

\* For Wolseley 4/44 & 15/50

Aperture seal & Ramsey sponge seal sold per metre - 14 metres required per car





C006	Door handle-locking front ZW	1	C876A	Escutch-win handle (used) ZW	4
C006A	Backplate-locking dr handle ZW	1	C924	Door handle-int Z/MGAC	2/4
C007A	Plate-non-lock door handle ZW	3	C924W	Door handle-interior (used) W	4
C008L	Door handle-rear LH ZW	1	J097A	Covers-armrest black (pr) Z	1
C008R	Door handle-rear RH ZW	1	J097D	Covers-armrest beige (pr) Z	1
C463	Handle-window winder ZA/B	2	J097F	Covers-armrest tan (pr) Z	1
C463W	Handle-win winder (Used) W4/5	2/4	J097L	Covers-armrest maroon (pr) Z	1
C480L	Window regulator-LH fr ZA/B ex	1	J097P	Covers-armrest grey (pr) Z	1
C480R	Window regulator-RH fr ZA/B ex	1	J097S	Covers-armr sued/green (pr) Z	1
C481L	Window regulator-LHR ZA/B ex	1	J549AX	Cord door pull-black exch Z	1
C481R	Window regulator-RHR ZA/B ex	1	J549D	Cord door pull-beige repro Z	1
C483FL	Door lock+remote assy LHF Z	1	J549DX	Cord door pull-beige exch Z	1
C483FLW	Dr lock+remote L/H fr (used) W	1	J549L	Cord door pull-maroon repro Z	1
C483FR	Door lock+remote assy RHF Z	1	J549LX	Cord door pull-maroon exch Z	1
C483FRW	Dr lock+remote R/H fr (used) W	1	J549P	Cord door pull-grey repro Z	1
C483RL	Door lock+remote assy LHR ZW	1	J549PX	Cord door pull-maroon exch Z	1
C483RR	Door lock+remote assy RHR ZW	1	J549S	Cord door pull-green repro Z	1
C486L	Door striker front+rear LH ZW	2	J549SX	Cord door pull-green exch Z	1
C486R	Door striker front+rear RH ZW	2			
C876	Escutcheon-int dr handle MZW	4			





The following items apply only to MGA Twin Cam models, but brake and clutch parts also apply to 1600 De-Luxe models with all-round Dunlop disc brakes.

**COOLING SYSTEM** - see Cooling system page

**EXHAUST SYSTEM** - see Exhausts page

### ENGINE

B170	Bearing set-half speed shaft
B603	Fan belt
B605	Timing chain
B606	Valve-inlet
B607	Valve-exhaust
B608A	Valve guide-inlet
B608B	Valve guide-exhaust
B609	Valve spring set
B613	Rubber seal-radiator top
B623X	Water pump-exchange
B630	Main bearing set
B631	Con-rod bearing set
B632	Thrust washer set
B847A	Repair kit-heater valve ( <i>Alloy base &amp; valve diaphragm assy</i> )[ <i>old steel top to be used</i> ]

### MISCELLANEOUS

C628	Knock-off wheel nut LH or RH
H608	Motif "Twin Cam" for body ( <i>3 per car</i> )
R062L	Engine mount LH
R626D	Engine mount RH
R638	Draught excluder-brake and clutch pedals

### CLUTCH

D615	Repair kit clutch master cylinder
D616	Repair kit clutch slave cylinder
D617	Flexible hose clutch slave cylinder
D625	Clutch slave cylinder complete
D627	Clutch master cylinder complete

### BRAKES

K601	Brake pipe set
K604	Handbrake cable

K605A	Flexible brake hose front
K605B	Flexible brake hose rear
K606	Disc brake pads front/rear- <i>set of 4</i>
K607	Handbrake pads- <i>set of four</i>
K609	Repair kit-front brake caliper
K610	Repair kit-rear brake caliper
K619	Repair kit-brake master cylinder
K622	Brake disc-front
K623	Brake disc-rear
K628	Brake master cylinder ( <i>replacement</i> )

### GASKETS

G003	Gasket-sump to block
G013	Gasket-exhaust flange
G600	Head gasket set
G601	Conversion ( <i>lower engine</i> ) gasket set
G603	Gaskets-cam covers ( <i>pair</i> )
G604	Gasket-inlet manifold
G605	Gasket-exhaust manifold
G607	Gasket-carburettor to manifold
G608	Gasket-carburettor to air cleaner
G609	Gasket-cylinder head
G610	Gasket-thermostat
G615	Gasket-timing cover
G616	Oil seal-timing cover
G617	Gasket-water pump flange ( <i>cork</i> )
G617A	Gasket-water pump-inner housing
G617B	Gasket-water pump to inlet pipe
G618	Gasket-radiator neck
G619	Gasket-engine front
G620	Gasket-distributor housing
G621	Gasket-water pipe to head
G854	Gasket-side cover
G907	Gasket-oil pick
G910	Gasket-oil pick-up
G914	Gasket-rear engine plate
G915	Cork seal-main bearing cap ( <i>2 per car</i> )

} *Complete engine set*

## Miscellaneous & Special Items

H030	Car & underbonnet decal kit MC	X208	Copper mallet for wire wheel removal
H031	Car & underbonnet decal kit MR	X208A	'Knock-Off' spanner for octagonal hub nuts
H335	MG Key fob	X209	Starting handle
H508	MG Lapel badge-pin fitting	X209A	Spring clip for tools ( <i>starting handle etc.</i> )
H513	Badge-Union Jack-metal screw fitting	X210	Spanner set-open ended AF for MG bolts and nuts
H513A	Badge-Union Jack-plastic- self adhesive ( <i>pair</i> )	X211	Spanner set-ring AF for MG bolts and nuts
H800	'Trico' washer decal set ZA/B	X215	Jack & handle assembly MGA
H842	Patents plate-engine bulkhead	X309A	Bag-jack assembly M
H844	"Made in England" plate for engine bulkhead	X310	Tool roll M/Z/W
X010	WD 40 Aerosol spray 400ml	X364	Paint-flame resistant for exhausts ( <i>black</i> )
X011	Jizer de-greaser aerosol 450ml	X392	Pottery mug with MG motif
X003	Number plates-alloy ( <i>pr</i> ) state reg. no.	X394	Tax disc holder with MG motif ( <i>plastic</i> )
X004	Engine paint-original dark red 500 ml. can		

WHY NOT VISIT OUR WEBSITE?

[www.mgbits.com](http://www.mgbits.com)

## PENRITE PRODUCTS

### Engine Oils - Quieter engines, higher oil pressure, and fewer leaks!

X499	20W/50 "Classic" for 60s and 70s classics. <i>Unlike modern multigrades, no use has been made of cheap and damaging modern additives</i>	5 ltrs
X500	HPR40 TA,S,V,W & all pre-war MGs except racing models	5 ltrs
X500A	HPR40 As above, but top up size	1 ltr
X501	20W/60 All MGs after TA	5 ltrs
X501A	20W/60 As above, but 'top-up' size <i>(High mileage engines can use X500/X500A if preferred)</i>	1 ltr

### Running-in Oil-First 300 miles to avoid "bore glazing"

X502	Running-in oil	5 ltrs
X502A	Running-in oil	1 ltr

### Shelsley Engine Oils-Non detergent, when build up of deposits is suspected

X503	Shelsley 30	5 ltrs
X503A	Shelsley 30	1 ltr
X504	Shelsley 40	5 ltrs
X504A	Shelsley 40	1 ltr

### Gearbox Oils

X505	Mild EP TA/B/C,S,V,W(& YA/YT rear axle)	5 ltrs
X505A	Mild EP As above	1 ltr
X506	Gearoil 40 TD/F/Y,W4/44 & MGBGT V8 (+ 0/drive)	5 ltrs
X506A	Gearoil 40 as above	1 ltr
X507	Gearoil 30 MGA/ZA/ZB/W15/50/MGB/C <i>(also 0/drive)&amp; Midget 1275)</i>	5 ltrs
X507A	Gearoil 30 as above	1 ltr

## AEROSOL PAINTS

XBG9	Alamo Beige-MGA 1500
XBK1	Black
XRD16	Chariot Red-MGA 1600+Mk2
XRD6	Autumn Red-ZA
XBU12A	Iris Blue-MGA 1600+Mk2
XBU3	Steel Blue-ZA/B
XBU9	Mineral Blue-MGA 1500 FHC
XYB4	Glacier Blue-MGA 1500
XGN2	Ash Green-MGA 1500
XGN29	Woodland/B.R.Green-TD/YB
XGN30	MG Green non-metallic-ZA
XGN6	Island Green-ZA/ZB
XGN7	Tyrolite Green-MGA 1500
XGR26	Dove Grey-MGA 1600
XGR9	Twilight Grey-non metallic-ZA/ZB
XRD3	Orient Red-MGA 1500

## PUBLICATIONS

P156A	Workshop Manual MGA
P156B	Workshop Manual ZA/ZB
P156W	Workshop Manual Wolseley 4/44 & 15/50
P235	Service parts list MGA 1500
P235A	Service parts list MGA 1600 & Mk2
P235B	Service parts list ZA/ZB
P235C	Service parts list W4/44
P235D	Service parts list W15/50
P410	Leaflet special tuning MGA
P416A	Drivers handbook MGA 1500
P416B	Drivers handbook MGA 1600

### Rear Axle Oils-(TA/B/C, YA/YT-As gearbox-see X505 & X505A)

X510	HYP85W/140 For all MGs from TD to MGB/C/V8 & Midget	5 ltrs
X510A	HYP85W/140 as above	1 ltr

### Other Rear Axle Oils-Transoil Range For MGs prior to 'T' series & classics where leakage is a problem with modern oils

X515A	Transoil 90	1 ltr
X516A	Transoil 140	1 ltr
X519A	Limslip 85W/140-for limited slip diffs	1 ltr

## OTHER PRODUCTS

X520	Storage oil supplement-for protection of engine, gearbox, and axle during periods of non use. <i>Add to fresh standard oil. Car can be driven short distances</i>	500ml
X520B	Steering box oil-TC & earlier-reduces leakage <i>(for rack &amp; pinion steering use X505 &amp; X505A)</i>	500ml
X525	Shock absorber oil-standard <i>(also for Y-Type Jackall System)</i>	500ml
X526	Shock absorber oil-fast road/competition	500ml
X530	SU Carb dashpot oil-early TA/B & early TC	125ml
X531	SU Carburettor damper dashpot oil	125ml
X532	2-stroke 40 oil	1 ltr
X535	Graphite grease-chassis splines, u/joints, king pins	500ml
X536	Bearing grease-for wheel bearings	500ml
X537	Water pump grease	100gm
X538	Semi-fluid grease-where heavy oil is preferable to grease	500ml

XRD5	Damask Red-ZA/B
XRD8	Maroon-ZA
XWT3	Old English White-MGA
XEP1	Red engine paint
XHP1	Tan-hood & screen frames
XP1	Primer
XWP1	Wheel silver

XA2C	Fast Thinners-cellulose	1 Ltr
XA2D	Fast Thinners-cellulose	2.5 Ltr
XA2E	Fast Thinners-cellulose	5 Ltr
XA3A	Clear lacquer-brush on	40 MI
XFP1	Aerosol-cell filler primer	400 MI
XFP1C	Paint-cell-filler primer	1 Ltr
XFP1D	Paint-cell-filler primer	2.5 Ltr

P416C	Drivers handbook MGA 1600 Mk2
P416D	Drivers handbook MGA Twin Cam
P416F	Drivers handbook ZA
P416G	Drivers handbook ZB & Varitone
P416J	Drivers handbook W4/44
P416K	Drivers handbook W15/50
P548	MGA Restoration Guide
P559	Original MGA~Clausager
P656	Workshop manual MGA Twin Cam



## Introduction:

Having been involved in the MG spares world since 1966, I have been questioned many times over the years about the original colours for the range of models, with which I have become very familiar through both business and pleasure. These comprise the complete T-Type and MGA series, as well as their contemporary relations, the Y-Type and Z-Magnette saloons, plus the last of the Abingdon open four-seaters, the YT Tourer.

I have usually been able to provide an answer based on a collection of sales brochures, parts lists and other factory publications, most of which were accumulated in the days when such things were seen by most as curiosities rather than the valuable collector's items that they are today. However, these period publications do not provide the whole story, especially when it becomes apparent that several different names have been given to the same colour over the years. Also, some sales literature described colours simply as 'red', 'green', 'grey', etc and the information given in service parts lists and contemporary colour charts often does not agree with the sales brochures.

One aspect that calls for comment concerns the frequent question, "Does it matter if I paint the car a non-original colour?" This is a matter which must surely, in the end, be subjective. If you are lucky enough to own a car that is obviously still in its original factory colour, but needs a paint job, then it seems a great shame to change it after all these years, especially if it is an unusual shade, such as a Silver Streak Grey TD or an Alamo Beige MGA.

The question also often arises as to whether the value for resale will be affected if the original colour is not used. This does not appear to be the case, as potential purchasers usually like or dislike the general effect at first sight.

It is rather unfortunate if a proud owner uses a shade that is believed to be original, but subsequently turns out not to be. This can happen for a number of reasons. It could be based on copying the existing paintwork, especially if the car has been the subject of a colour change so thorough that all under bonnet, boot, and minor areas have been correctly matched. Even if this is not so, it can occur if there has been a slight change of colour, say from one bright red to another.

Another slant on the problem can arise through assumptions that colours must be original because they have become regarded as 'Classic' colours for sports cars in general and for MGs in particular. A good example of this is British Racing Green. Some years ago a customer arrived at our stores in a very smart dark green MGA. I commented on how well the car looked in this colour and what a pity the Factory didn't offer it. He was somewhat taken aback by this and replied, "but it's British Racing Green!" He had assumed that such a British sports car must have been produced in the Country's racing colour. Apart from the Works cars prepared for Le Mans and the last Twin Cam to be made, which was a special order for Mike Ellman-Brown, no MGA was produced in British Racing Green.

I think it wise to at least consider using the colour that the car was painted when new and to examine the other Factory options. If you still want to use something different, you will have made a positive choice to do so and will be quite unperturbed when an 'expert' informs you that your model was never originally painted in that shade. As for concours judges, very few will be sufficiently well-informed as to exact shades to bring this into their final decision, provided you have chosen something suited to the style and period.

I have been involved in judging quite a few national events and cannot remember the colour of the exterior paintwork coming into question, although incorrectly finished underside and engine bay details can mean a considerable loss of points.

## Notes on Individual Colours

**British Racing Green** – It may come as a surprise that MG, as the epitome of British sports cars, only used this name for a colour on the TA, when it appeared in a general MG sales brochure of 1936 covering the TA, VA and SA. The TA brochure as such, described the colour simply as Racing Green, but the name of this colour changed to Dublin Green for the 1937 and 1938 brochures and the same shade appeared post-war under the name of Shires Green. It was not until the 1960s that the full name British Racing Green was used again on the MGB/C and Midget, but the actual colour used at this later date was several shades darker.

**Almond Green** – The greatest confusion seems to arise from this colour as this name was used in various sales brochures from 1947 to 1955. ICI, the original paint suppliers, only give one shade under this name which is a non-metallic medium green, slightly blueish-grey. It was commonly used on early Morris Minor, Oxford and Mini models as well as other BMC cars of the period. It is sometimes thought to be the same as Shires Green, but this is incorrect. This idea probably arose from use of the colour name Almond Green in late TC sales literature. However, 1949 cars were well known to have been produced in the darker Shires Green and as reliable contemporary reports do not recall any other shade, it is almost certain that only one green was used.

**Apple Green** – Some sources identify this as being the same as Racing/Dublin/Shires Green, but pre-war colour charts show this shade to be lighter. An original code for this is yet to be ascertained.

**Shires Green** – This colour was the same as Racing/Dublin Green, as used on the TA/B and underwent a name change on post-war cars. It was not the same as Woodland Green, which was deeper and contained more blue.

**Woodland Green** – This colour is often better known as British Racing Green (Dark), which was the name it received when used later on MGB/C and Midget models. It is lighter than many alternative versions of BRG, as used by Jaguar, Bentley and others. As a matter of interest, there is no exact 'official' British Racing Green and various different shades existed from almost black to mid leaf green.



## ZA – ZB MAGNETTE

Verification of the colour range for these cars has proved to be the most difficult of all the post-War models. Whereas the MGA used a completely new range of colours, the Z-series overlapped the end of the T-Type production and continued well into the MGA period.

Consequently, a few colours were the same as T-Type, such as Birch Grey, Autumn Red and MG Green (Metallic), whilst Island Green and Mineral Blue also appeared on the MGA. The remaining shades were not offered on any other MG of the period, although they were part of the general BMC range.

A great deal of valuable data has been provided from original Factory records by the diligent research of Anders Clausager, as archivist at the Heritage Motor Centre at Gaydon. Without his assistance, the following information would have been considerably less complete.

Some very useful information was also provided by Malcolm Green, who supplied details from his collection of old MG literature, some of which were BMC Service Paint Scheme lists.

In view of the exceptionally high number of different colour schemes available for the Z Magnette series over the five years of so of production, a different format has been used than with other models. Rather than splitting the ranges into model years, the periods of use have been given individually for each separate colour.

## ZA AND ZB 1953 – 1958 (EXCEPT VARITONE MODEL)

### BODY

MG Metallic Green  
- to car number 2747 (October 1954)

Metallic Twilight Grey  
- to car number 2789 (October 1954)

Maroon/Autumn Red\*  
- to car number 10549 (September 1955)

Black  
- available throughout production\*  
probably special order.

MG Green (Non-Metallic)  
- from car number 2748 (October 1954)  
to 9819 (August 1955), also on  
10327 to 10366 (September 1955)

Twilight Grey (Non-Metallic)  
- from car number 2790 (October 1954)  
to 10266 (September 1955) and from  
12587 (November 1955) to end of production.

Steel Blue  
- from car number 9426 (July 1955) to end of production.

Royal Tan  
- from car number 9678 (August 1955) to  
10808 (September 1955)

Obviously a very rare colour, as it was only used for a maximum of two months in 1955. However, the author recalls being given a lift in a ZA in this shade as a youthful hitchhiker in 1957! Even then it seemed an unusual colour, and this must account for it being so memorable after all these years!

Island Green  
- from car number 9820 (and a few earlier)  
(August 1955) to end of production.

Birch Grey  
- from car number 10413 (September 1955) to end of production.

Red/Damask Red  
- from car number 10550 (September 1955) to end of production.

### INTERIOR

Biscuit, Green

Grey, Maroon

Biscuit, Maroon

Biscuit, Green, Maroon, Grey\*

Biscuit, Green

Grey, Maroon

Maroon, Black

Grey

Green, Black

Maroon, Grey (No Grey on ZB)

Maroon, Biscuit

\* Listed as 'Maroon' for 1953/4 model year, sometimes as 'Red' – MG Mono-Construction manual for ZA lists both 'Maroon' and 'Red'. However, Service Parts List AKD688 (3<sup>rd</sup> edition) lists the following:

RED-AUTUMN  
RED-DAMASK

to chassis 10549  
to chassis 10550

### ZB VARITONE 1956-1958

ISLAND GREEN	)	UPPER	
SAGE GREEN*	)	LOWER	
ISLAND GREEN	)	UPPER	
RESEDA GREEN	)	LOWER	
STEEL BLUE	)	UPPER	
MINERAL BLUE	)	LOWER	
IVORY/CREAM**	)	UPPER	
AUTUMN RED	)	LOWER	
BIRCH GREY	)	UPPER	
TWILIGHT GREY	)	LOWER	
ISLAND GREEN	)	UPPER	)
STEEL BLUE	)	ALL	) BLACK
IVORY CREAM**	)	OFFERED	) LOWER
BIRCH GREY	)	WITH	

\*\* From June 1958, the last few months of production, Ivory was changed to:  
KASHMIR BEIGE

### SINGLE COLOUR 'VARITONES'

Although this would seem to be a contradiction in terms, an unknown, but not inconsiderable number of Varitone bodies featuring the large rear window and extra chrome strips were finished in a single colour. Information has come to light that suggests that these models were supplied against orders for ordinary ZB models during the last few months of Z-Magnette production. Some may also have been produced to special order, as they were not officially listed in this form. MG were sympathetic at that time to requests of this kind and the Z-Magnette models seemed to be especially subject to this treatment.

\* SAGE GREEN as supplied by ICI, the original paint manufacturer, has only been found as a light green, number 3040 – (BMC Gn5). The lower colour used on Varitones was much darker and it therefore seems there could have been a mistake in the colour name used in early sales literature. As the name Reseda Green appeared in later brochures, it is likely that the latter shade was the only colour actually used during early production. The ZA-ZB Service Parts List AKD688 gives another shade for the ZB described as Dark Green GN12 (ICI 5107). At first sight this would appear to be the other shade but surely this is not the case, as it appeared *after* Reseda Green, succeeding it at Chassis 28629. However, the name Dark Green does not seem to have appeared in Sales Brochures.

### COLOURS MGA,MGA 1500 ROADSTERand TWIN CAM to car number 2192

<u>Paintwork</u>	<u>Interior</u>	<u>Trim piping</u>	<u>Hood &amp; S/S</u>	<u>Tonneau</u>
BLACK	RED	RED	BLACK OR ICE BLUE	BLACK
BLACK	GREEN	GREEN	BLACK OR ICE BLUE	BLACK
ORIENT RED	RED	RED	BLACK	BLACK
ORIENT RED	BLACK	BLACK	BLACK	BLACK
OLD ENGLISH WHITE	RED	RED	BLACK	BLACK
OLD ENGLISH WHITE	BLACK	WHITE	BLACK	BLACK
TYROLITE GREEN (a)	GREY	GREY	BLACK OR ICE BLUE	BLACK OR ICE BLUE
ASH GREEN (a)	GREY	GREY	BLACK OR ICE BLUE	BLACK OR ICE BLUE



British Motor  
Heritage Approved

GLACIER BLUE	BLACK	GREY	BLACK OR ICE BLUE	BLACK OR ICE BLUE
GLACIER BLUE	GREY	GREY (c)	BLACK OR ICE BLUE	BLACK OR ICE BLUE

- (a) Discontinued in February 1958 (to car number 48333)
- (b) from February 1958 (from car number 48980 and Twin Cam from start of production)
- (c) when fitted with deluxe competition seats, seat piping may have been dark blue.

DASHBOARDS – These were painted body colour, except on black cars where they were painted to match interior trim, exact shades uncertain, but 'Cherry' has been suggested with red interiors and the green used may have been the same as that used on TF dashboards, for which 'Spruce Green' has been suggested. Twin Cam models had dashboards covered in trim fabric.

## MGA 1600 & MK II ROADSTER and TWIN CAM ROADSTER from car number 2193

<u>Paintwork</u>	<u>Interior</u>	<u>Trim Piping</u>	<u>Door Seals</u>	<u>Hood, S/S &amp; Tonneau</u>
BLACK	BEIGE	BEIGE	BLACK	GREY
BLACK	RED	RED	RED	GREY
CHARIOT RED	RED	RED	RED	BEIGE
CHARIOT RED	BEIGE	BEIGE	RED	BEIGE
IRIS BLUE	BLACK	LIGHT BLUE	BLACK	BLUE
ALAMO BEIGE	RED	RED	RED	BEIGE
DOVE GREY	RED	RED	RED	GREY
OLD ENGLISH WHITE	RED	RED	RED	GREY
OLD ENGLISH WHITE	BLACK	WHITE (a)	BLACK	GREY

(a) After car number 101490 on 1600 MK II roadsters in Old English White with black interior, piping behind dashboard trim roll was changed from white to black.

DASHBOARDS – All 1600 roadsters had these painted body colours except on black cars where they were painted Beige or Red to match interior colour. Twin Cam and 1600 MK II cars had dashboards covered in trim fabric to match main interior colour and 1600 MK II cars also had the scuttle top covered in this material, generally the same as the main interior colour, but black cars always had black in this area, and red cars with beige interiors had red.

## MGA 1500 COUPE and TWIN CAM COUPE to car number 2291

<u>Paint</u>	<u>Interior</u>	<u>Piping for Seats Armrest, Door panels</u>	<u>Dashboard &amp; Dash piping all cappings except dash</u>	<u>Scuttle top &amp; parcel shelf</u>	<u>Dash Trim Roll</u>	<u>Door Seals Piping Hinge Pillar</u>
BLACK	RED	RED	BLACK	RED	BLACK	BLACK
BLACK	GREEN	GREEN	BLACK	GREEN	BLACK	BLACK
ORIENT RED	RED	RED	RED	RED	RED	RED
ORIENT RED	BLACK	RED	RED	BLACK	BLACK	BLACK
ISLAND GREEN (a)	GREY	GREY	GREEN	GREEN (b)	GREEN (b)	GREEN
ASH GREEN (a)	GREY	GREY	GREEN	GREEN (b)	GREEN (b)	GREEN



MINERAL BLUE	GREY	GREY	GREY	BLUE	BLUE	GREY
MINERAL BLUE	BLACK	BLUE	BLUE	BLACK	BLACK	BLACK
OLD ENGLISH WHITE	RED	RED	WHITE	RED (b)	RED (b)	RED
OLD ENGLISH WHITE	BLACK	WHITE	WHITE	BLACK (b)	BLACK (b)	BLACK

(a) Island Green only on 1500 coupes until car/chassis 48178. Ash Green was used from car/chassis 49000 (February 1958) and on the Twin Cam from the commencement of production. Some early 1500 coupes were produced in the Roadster colours of Glacier Blue and Tyrolite Green. Trim for these shades is thought to have been as for Island Green, Ash Green and Mineral Blue.

(b) Parcel shelves and dashboard trim rolls were listed in Factory Service Parts lists and may have been used on some cars with Mineral Blue, Island Green or Ash Green paintwork. White trim in these areas was probably only used on some Old English White cars.

#### **1600 COUPE, TWIN CAM COUPE from 2292 & 1600 MK II COUPE**

<u>Paintwork</u>	<u>Interior</u>	<u>Trim Piping</u>	<u>Scuttle Top (1600 MK II)</u>	<u>Door Seals</u>
BLACK	BEIGE	BEIGE	BLACK	BLACK
BLACK	RED	RED	BLACK	RED
CHARIOT RED	RED	RED	RED	RED
CHARIOT RED	BEIGE	BEIGE	RED	RED
CHARIOT RED	BLACK	RED	BLACK	RED
IRIS BLUE	BLACK	LIGHT BLUE	BLACK	BLACK
ALAMO BEIGE	RED	RED	RED	RED
DOVE GREY	RED	RED	RED	RED
OLD ENGLISH WHITE	RED	RED	RED	RED
OLD ENGLISH WHITE	BLACK	WHITE (a)	BLACK	BLACK

(a) On 1600 MK II Coupes from car/chassis 100596 in Old English White with black interior, the piping behind the dashboard trim roll was changed from white to black.

# Terms and Conditions of Business

- 1. Callers**

We are always pleased to receive callers at our stores during business hours of 9 am to 5 pm Monday to Friday and Saturday mornings from 10 am to 12.30 pm. Payment at our stores counter can be made by cash, credit card or cheque, but unless arrangements have been made in advance, all cheques must be accompanied by the appropriate bankers card and can only be accepted for the value covered by this card.  
Would members of the Motor Trade please note that business cheques are not normally covered by a bankers card and therefore unless prior arrangements have been made, payment must be made by bank draft, cash or credit card.
- 2. Prices and VAT**

Carriage and packing charges are not included in prices shown on the Price List. Please note that VAT is payable on the cost of goods and carriage/packing charges within the EC.

Overseas callers please note that VAT must be paid on goods collected, but we can provide a special form which must be stamped by Customs at the port of exit or entry. This can then be returned to us for refund of the VAT.
- 3. Payment – General**

Payment with order by cheque, credit card or cash by Registered Post please. We can also accept credit card orders by telephone. Cheques to be made payable to: NTG Motor Services Ltd. Overseas customers should refer to overseas payment details below.
- 4. Payment – Mail Order – Overseas**

We can process your order immediately if payment is made by International Money Order, Eurocheque, cash by Registered Post or STERLING BANK DRAFT on an English branch of your bank, who will arrange this on request. This should be made payable to NTG Motor Services Ltd and sent direct to us with the order. We can also accept mail and telephone orders on Credit Cards – Access, Interbank, Barclaycard (Visa), Mastercharge, Eurocard, Bank Americard. Payment can also be made via bank transfer to: Lloyds Bank PLC, 13 Cornhill, Ipswich, IP1 1DG. Sort Code: 30-94-55. Account No. 2848113.

Eurocheques and Cheques on Overseas Banks. Please note that Eurocheques can only be accepted for immediate payment if their value does not exceed £700. The Eurocard Number must be quoted on the back of these cheques. It is acceptable to send more than one cheque to make up the value of a larger order.

Eurocheques over £700 and all other cheques on an overseas bank are subject to bank clearance charges and variations in exchange rates. This usually results in a delay of up to 3 weeks before the final value can be obtained, so please allow for this if payment is made this way.
- 5. Non-Deliveries and Discrepancies**

Unless U.K. Customers have been advised to the contrary it is essential that we are informed of non delivery within 21 days of placing the order, as Carriers will not accept liability unless notification is made within this period. Any such loss not made known becomes the consignee's liability. Overseas customers should allow eight weeks from sending their order (surface mail) or three weeks (airmail). Any discrepancies in deliveries should be reported within 7 days of receipt.
- 6. Damaged Goods**

Should you be unfortunate and receive goods that have been damaged in transit, it is important that you retain all packaging materials intact and advise us immediately in writing of the extent of the damage. Packaging material must be made available for inspection by the carriers. Under no circumstances should any damaged article or packaging be returned to us unless you are instructed. See also under "returns".
- 7. Returns**

If parts are sent to you which are faulty or incorrect we will rectify the problem. However, to ensure our prompt attention please observe the following:

  - a. Contact us first and do not return any item without our instructions. Please retain all packing materials in the case of damaged goods.
  - b. Where the mistake is ours, goods will be replaced free of charge. In all other cases, a handling charge will be made.

Unless customers follow the above procedure, we reserve the right to refuse delivery of returned goods. Parcels from overseas in particular may be subject to extra customs and freight charges. They should in any case be marked "Goods of U.K. origin, returned faulty."

  - c. All components carry a normal and reasonable warranty but claims are limited to the value of the part.
- 8. Large Items**

These will be despatched by road transport to inland addresses. As it is not usually practical to send small items in the same package, an additional charge must be paid. This will be approximately double the price of the equivalent postal charge. Large items for overseas destinations can be despatched by sea or airfreight and we can quote accordingly on request.
- 9. Exchange Items**

We regret that we must insist on receipt of old units before any items marked "Exchange" in the catalogue or price list can be supplied as it is necessary for us to check whether such parts are original and in repairable condition. Cash deposits are not acceptable as replacement parts are usually unobtainable. Old units sent for exchange should be clearly labelled with customers name, address and customer number where applicable. Overseas customers should mark parcels containing exchange items "Goods of U.K. origin returned for repair."
- 10. Trades Description Act**

We have made every effort to ensure that all descriptions used in our catalogues comply with the above act. However, should customers feel that there is a discrepancy of any kind, we would request that the matter be brought to our attention.

MG and the MG Octagon logo are Trade Marks of Rover Group Limited and are used with their licence under the Quality Approval Scheme administered by British Motor Heritage Limited on behalf of Rover Group Limited.

## YOUR CUSTOMER NUMBER

You have been given a unique Customer Number. When you order from us you need only quote this number and we will automatically have details of your name, address and car.


*This can save you considerable time and expense when telephoning. Please inform us if any of your details change.*







**WOLSELEY FOUR-FORTYFOUR**  
Here is a car for the experienced, practical motorist who demands something better than a large-scale production car without paying a high price. It is a very fine car—for so very little more.



PUBLICATION No. 14567

**First** of a new line

*Safety fast!*

THE **MG** SERIES **MGA**

SERVICES